

Comstock Medium Course
 minimum 16 Rounds
 maximal 80 Points
 7 IPSC Classic Targets
 2 Plate

Ablauf:

Waffe, geladen, gesichert und geholstert, Linke Hand auf linkem und rechte Hand auf rechtem Seilzug. Nach dem Startsignal freier Ablauf innerhalb der Faultline.

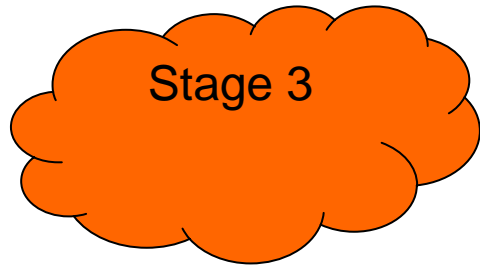
T1,T2,T3 und T4 werden erst durch ziehen am Seilzug sichtbar.

gun holstered in ready condition according rule 8.1

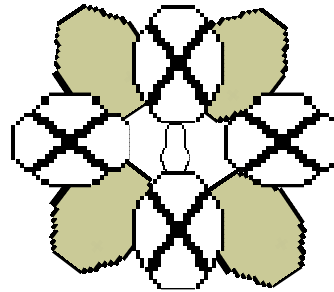
Startposition – standing at A both hands at the marks

After the audible start signal shoot all targets free style within the fault lines.

T1, T2, T3 and T4 will become visible by pulling the designated ropes



Stage 3



Comstock Short Course

minimum 9 Rounds

maximal 45 Points

4 IPSC Classic Targets


1 Pepper Popper

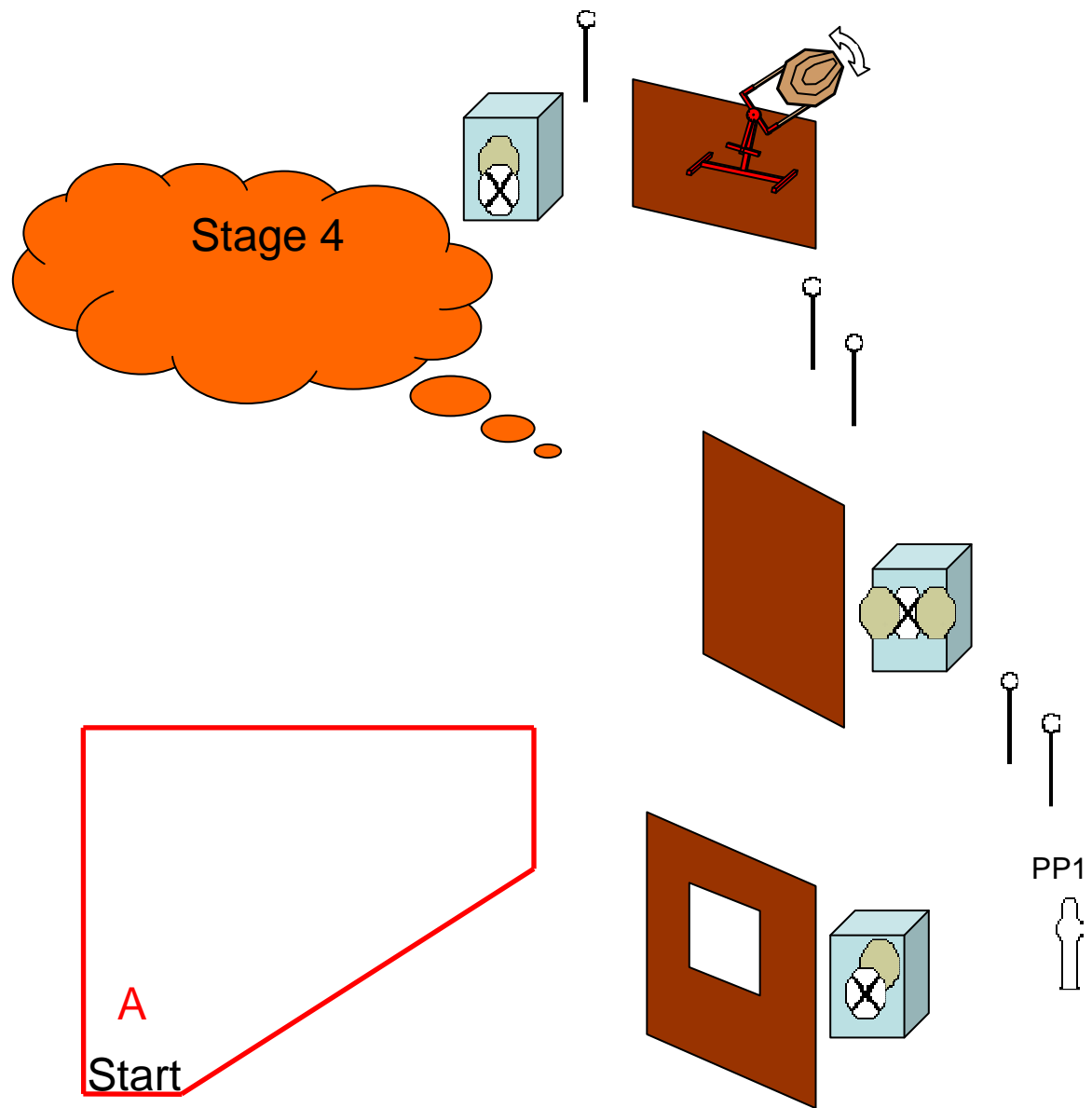
Ablauf:

Waffe, geladen, gesichert und geholstert, beide Beine innerhalb des Autoreifens. Nach dem Startsignal freier Ablauf innerhalb des Autoreifens.

Startposition – standing erect, both feet within the tire, hands hanging down relaxed

After the audible start signal, shoot all targets free style within the fault lines (within the tire)





Comstock Medium Course

minimum 16 Rounds

maximal 80 Points

5 IPSC Classic Targets

1 Pepper Popper

5 Plate

Ablauf:

Waffe, geladen, gesichert und geholstert, Fersen am Holz. Nach dem Startsignal freier Ablauf innerhalb der Faultline.

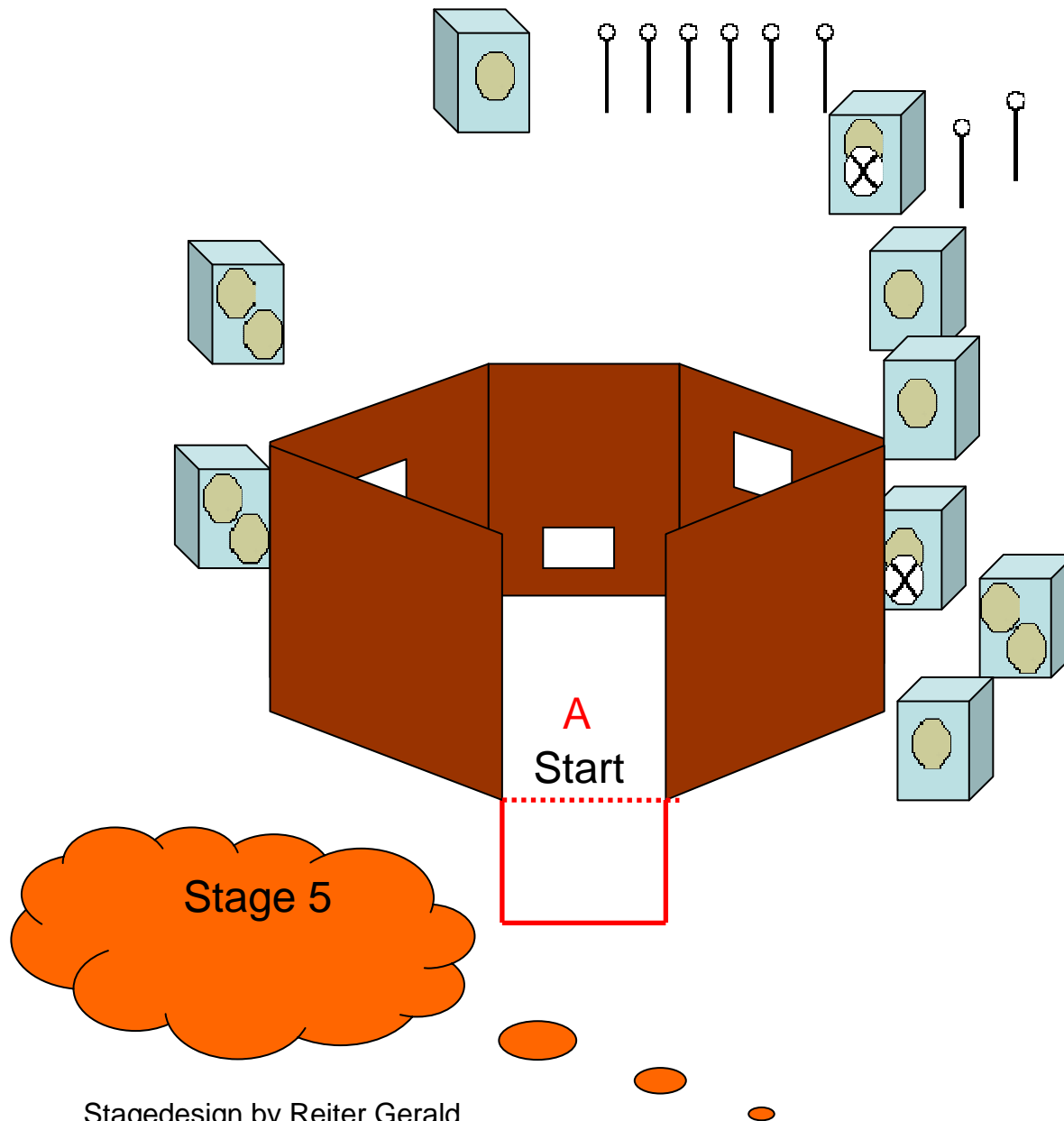
PP1 löst Pendel aus.

gun holstered in ready condition according rule 8.1

Startposition - standing erect at A, both heels touching the marks, hands hanging down relaxed

After the audible start signal shoot all targets free style within the fault lines, PP1 is activating a swinging target

Stagedesign by Reiter Gerald



Comstock Long Course

minimum 32 Rounds

maximal 160 Points

12 IPSC Classic Targets

8 Plates

Ablauf:

Waffe, geladen, gesichert und geholstert,
Fersen am Holz. Nach dem Startsignal
freier Ablauf innerhalb der Faultline.

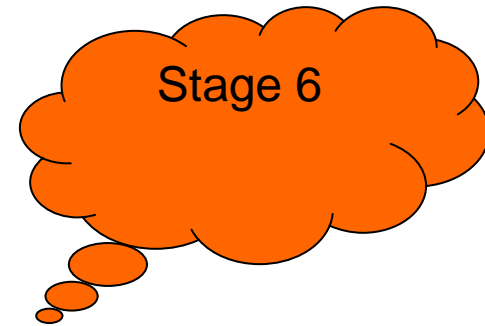
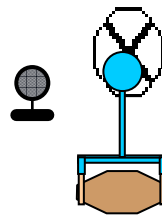
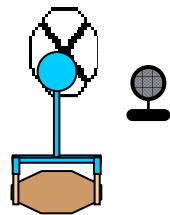
gun holstered in ready condition

according rule 8.1

Startposition – standing at A both hands
at the marks

After the audible start signal, shoot all
targets free style within the fault lines

Stagedesign by Reiter Gerald





Comstock Short Course

minimum 9 Rounds

maximal 45 Points

2 IPSC Classic Targets

5 Plates



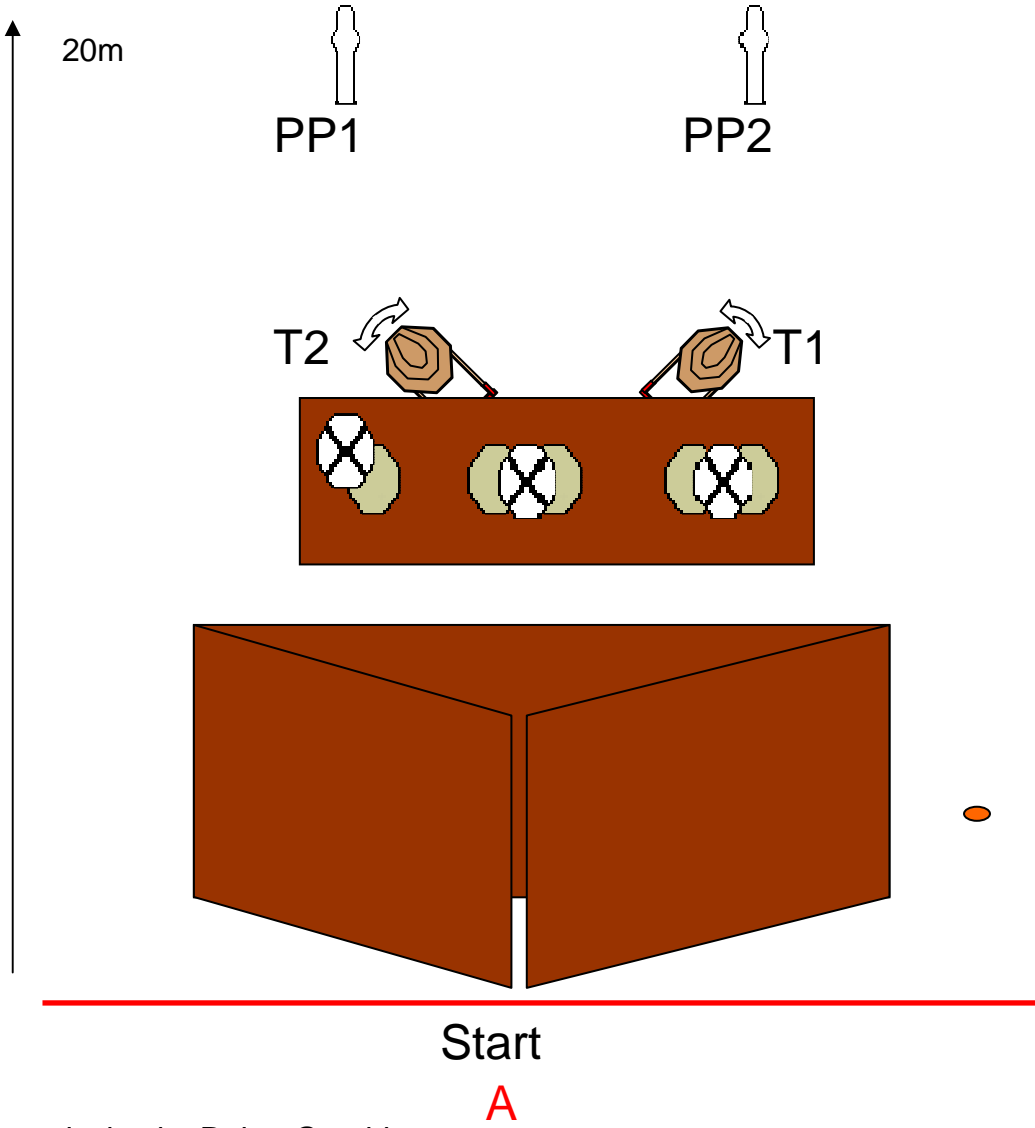
Ablauf:

Waffe, halbgeladen, auf Markierung abgelegt
beide Hände am Gehörschutz. Nach dem
Startsignal freier Ablauf innerhalb der
Liegefläche.

gun laying flat on the designated position,
magazine inserted, empty chamber, hammer
down.

Startposition – laying flat on the bed, both
hands touching the ear protection

After the audible start signal shoot all targets
from the bed, no part of the body must touch
the ground (procedure penalty)



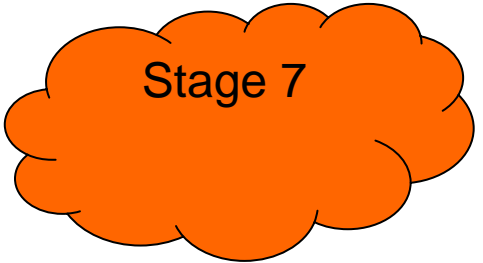
Comstock Medium Course

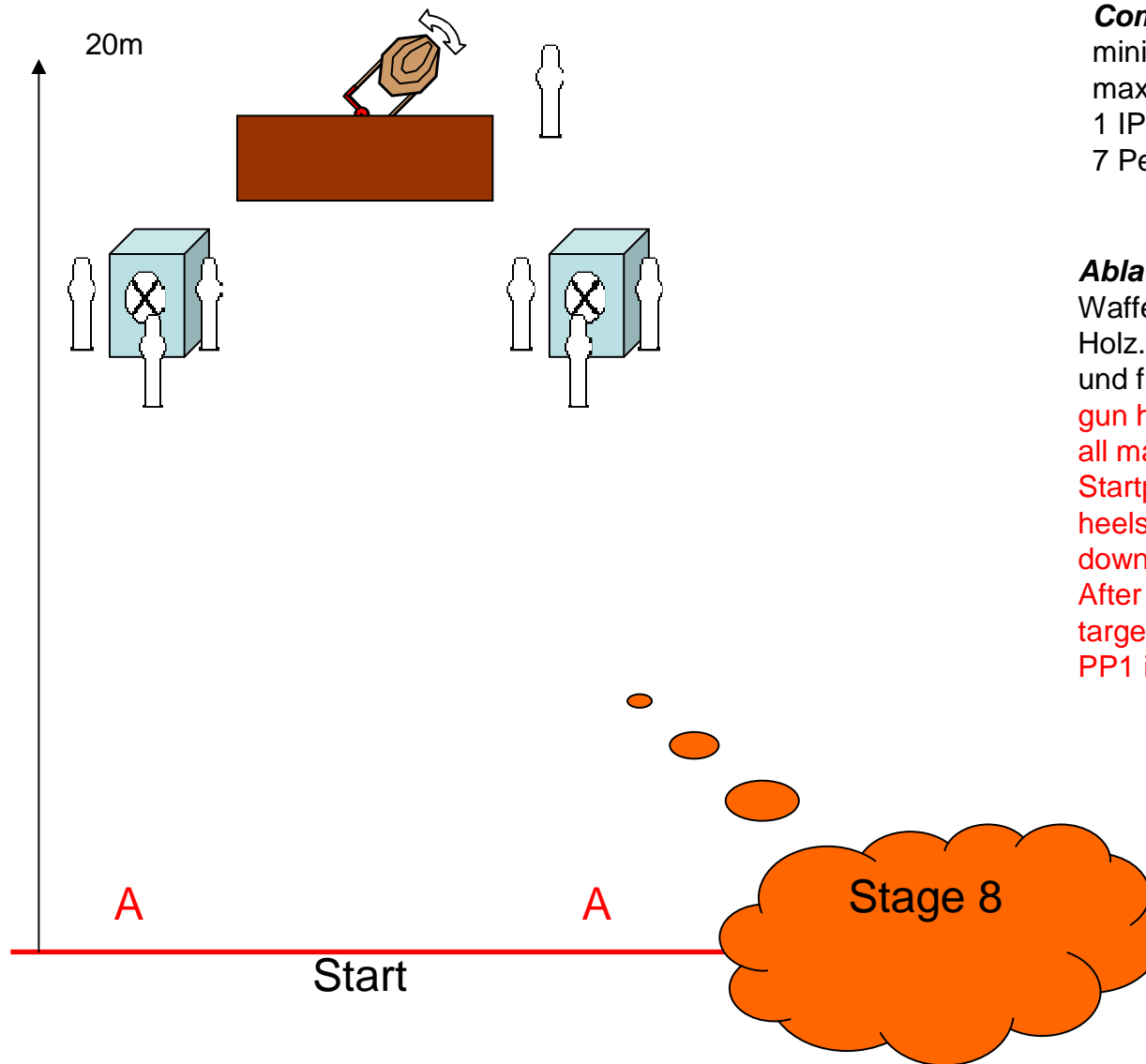
minimum 16 Rounds
 maximal 80 Points
 7 IPSC Classic Targets
 2 Pepper Popper

Ablauf:

Waffe, geladen, gesichert und geholstert, Fersen am Holz. Nach dem Startsignal freier Ablauf innerhalb der Faultline. PP1 löst T1 aus, PP2 löst T2 aus
 gun holstered in ready condition according rule 8.1
 Startposition – shooter can choose left or right side, standing erect, heels touching the marks, hands hanging down relaxed
 After the audible start signal, shoot all targets free style within the fault lines, PP1 is activating swinger T1, PP2 is activating swinger T2

Stagedesign by Reiter Gerald





Comstock Short Course

minimum 9 Rounds

maximal 45 Points

1 IPSC Classic Targets

7 Pepper Popper

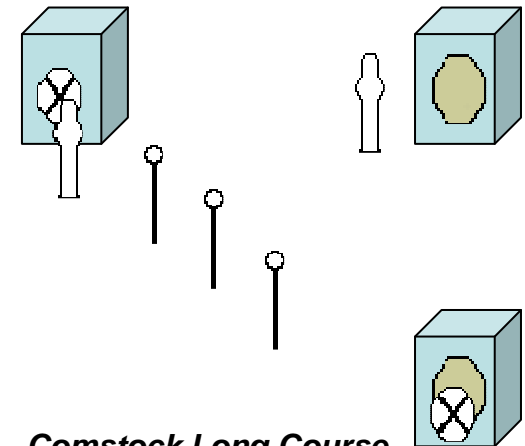

Ablauf:

Waffe, ungeladen, geholstert, Fersen am Holz. Nach dem Startsignal Waffe laden und freier Ablauf innerhalb der Faultline.

gun holstered, unloaded, hammer down, all magazines to be used on the belt
 Startposition – standing erect at A, both heels touching the marks, hands hanging down relaxed

After the audible start signal shoot all targets free style within the fault lines, PP1 is activating swinging target T1

Stage 9



Comstock Long Course

- minimum 29 Rounds
- maximal 145 Points
- 12 IPSC Classic Targets
- 2 Pepper Popper
- 3 Plates

Ablauf:

Waffe, geladen, gesichert und geholstert, beide Hände am Kopf, Fersen am Holz. Nach dem Startsignal freier Ablauf innerhalb der Faultline.

gun holstered in ready condition according rule 8.1

Startposition – standing erect at A, both feet touching the designated marked area, hands hanging down relaxed
After the audible start signal shoot all targets free style within the fault lines