

**Comstock Long Course**

- minimum 32 Rounds
- maximal 160 Points
- 14 IPSC Targets
- 4 mini Popper
- 4 no-shoot Targets

**Ablauf:**

Sportgerät, geladen, gesichert und geholstert, Beide Fersen an der Markierung. Nach dem Startsignal freier Ablauf innerhalb der Faultline.

gun in ready condition and holstered standing relaxed at A, heels touching the marks hands hanging down naturally after audible start signal, engage all targets in free order within the fault lines on paper best two hits counts steel must fall to count muzzle of the gun must never point over the backstop penalties according last version of IPSC handgun rulebook

### **Comstock Short Course**


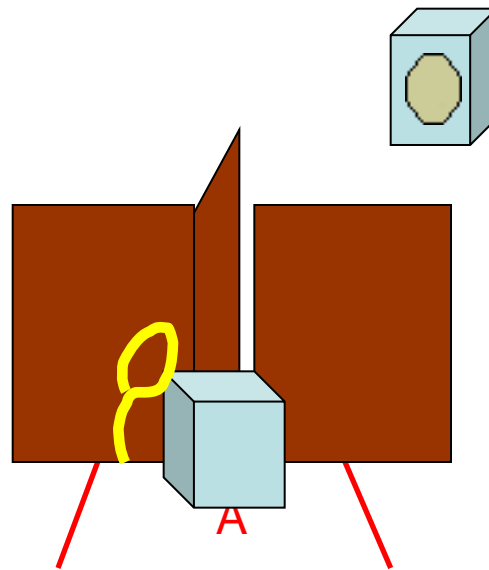
minimum 8 Rounds

maximal 40 Points

1 IPSC mini Target

4 Plate

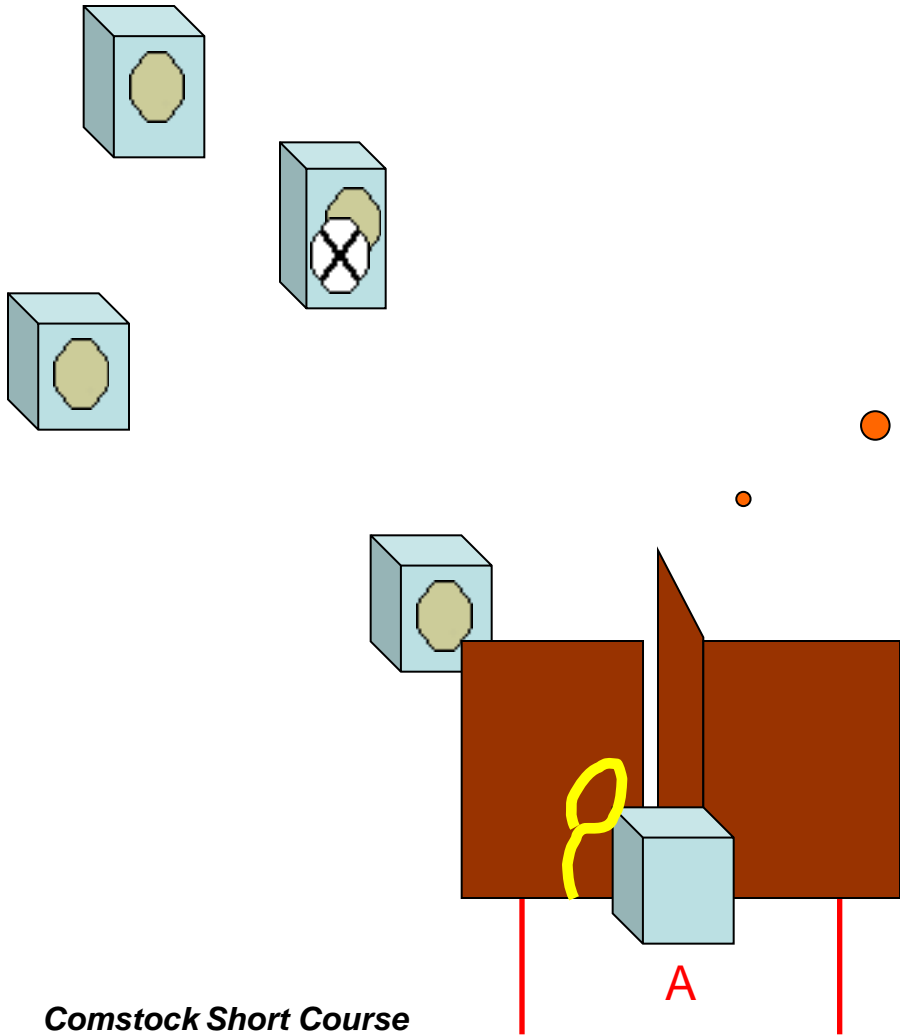
2 Pepper Popper



#### **Ablauf:**

Sportgerät, geladen, gesichert und flach auf der Markierung abgelegt. Die schusschwache Hand ist bei jeder Schussabgabe am Seil fixiert. Die schussstarke Hand locker hängend. Nach dem Startsignal freier Ablauf innerhalb der Faultline. Streift der Schütze das Seil ab, 1 Ablauffehler pro abgegebenen Schuss.

gun in ready condition laying flat on the designated place standing relaxed at A, weak hand is fixed with a rope strong hand hanging down naturally after audible start signal, engage all targets in free order within the fault lines on paper best two hits counts steel must fall to count muzzle of the gun must never point over the backstop penalties according last version of IPSC handgun rulebook



## Stage3 weak hand

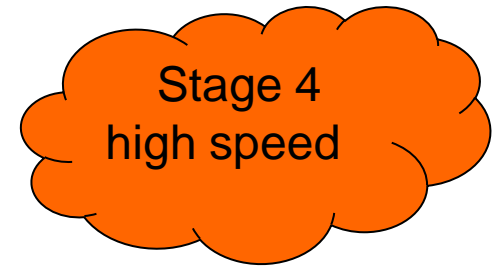
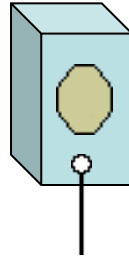
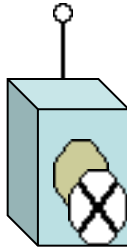
### **Ablauf:**

Sportgerät, geladen, gesichert und flach auf der Markierung abgelegt. Die schussstarke Hand ist bei jeder Schussabgabe am Seil fixiert. Die schusschwache Hand locker hängend. Nach dem Startsignal freier Ablauf innerhalb der Faultline. Streift der Schütze das Seil ab, 1 Ablauffehler pro abgegebenen Schuss.

gun in ready condition laying flat on the designated place standing relaxed at A, strong hand is fixed with a rope weak hand hanging down naturally after audible start signal, engage all targets in free order within the fault lines on paper best two hits counts muzzle of the gun must never point over the backstop penalties according last version of IPSC handgun rulebook

### **Comstock Short Course**

minimum 8 Rounds  
 maximal 40 Points  
 4 IPSC mini Targets  
 1 no-shoot Target



### **Comstock Short Course**


minimum 9 Rounds

maximal 45 Points

3 IPSC Targets

3 Plates

2 no-shoot Targets

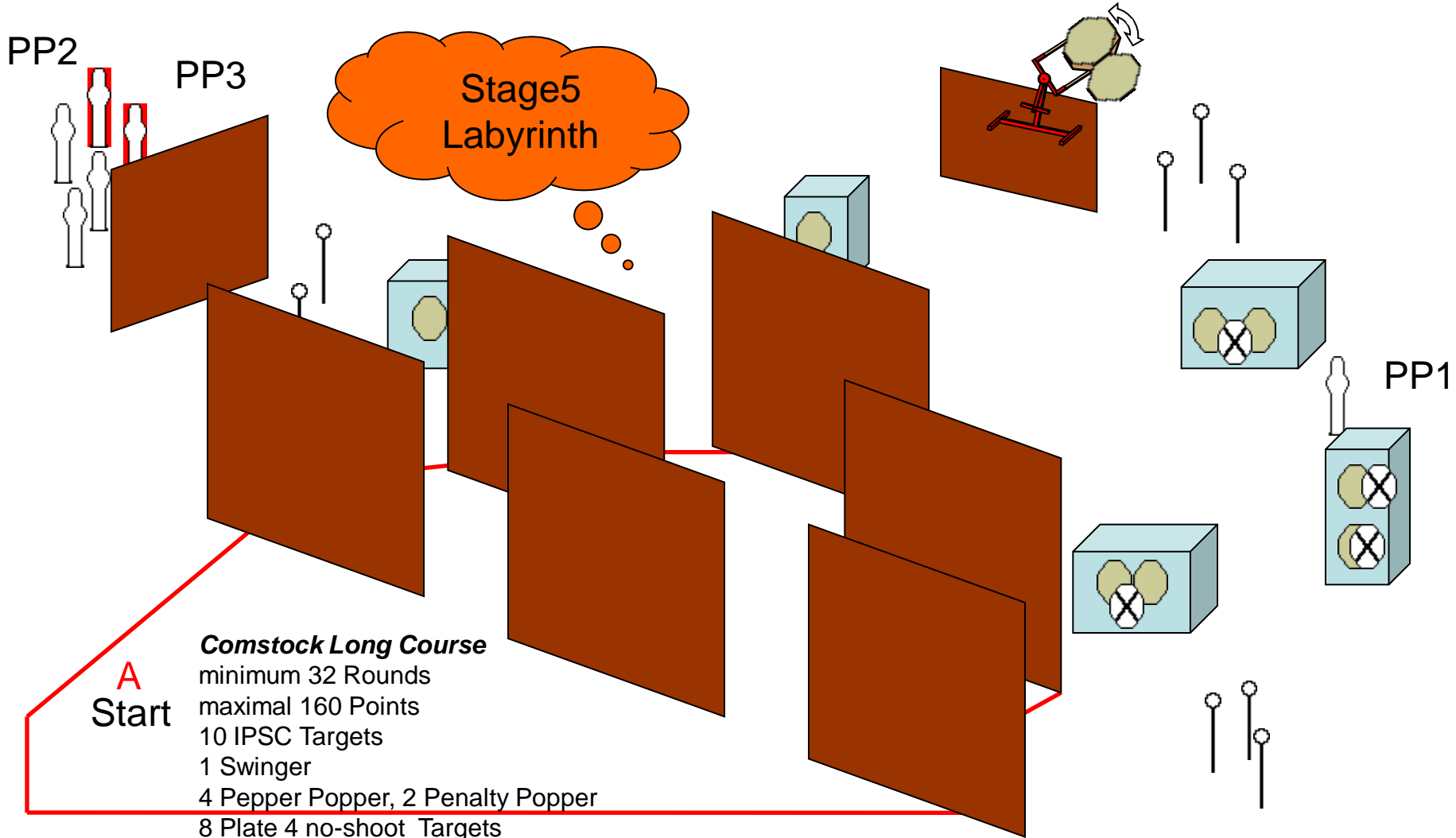


### **Ablauf:**

Sportgerät, ungeladen, und alle Magazine am Gürtel, beide Beine auf der markierten Fläche. Nach dem Startsignal freier Ablauf innerhalb des markierten Bereiches.

gun empty, hammer down, holstered, all needed magazines on the belt standing relaxed at A within the fault lines hands hanging down naturally after audible start signal, engage all targets in free order within the fault lines

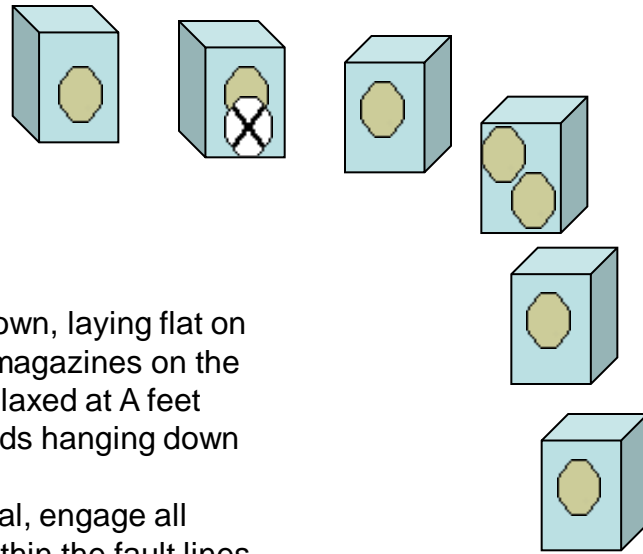
on paper best two hits counts steel must fall to count muzzle of the gun must never point over the backstop take care for reduced 90 degrees rule, respect the markings penalties according last version of IPSC handgun rulebook



**Ablauf:**

Sportgerät, geladen, gesichert und geholstert, Beide Beine auf der Markierung. Blickrichtung downrange. Nach dem Startsignal freier Ablauf innerhalb der Faultline. PP1 löst Pendel aus. PP2 und PP3 sind Penalty Targets.

gun in ready condition and holstered standing relaxed at A, heels touching the marks hands hanging down naturally facing downrange after audible start signal, engage all targets in free order within the fault lines on paper best two hits counts steel must fall to count PP1 activates two swinging targets, swinging targets remains visible PP2 and PP3 are penalty targets muzzle of the gun must never point over the backstop penalties according last version of IPSC handgun rulebook



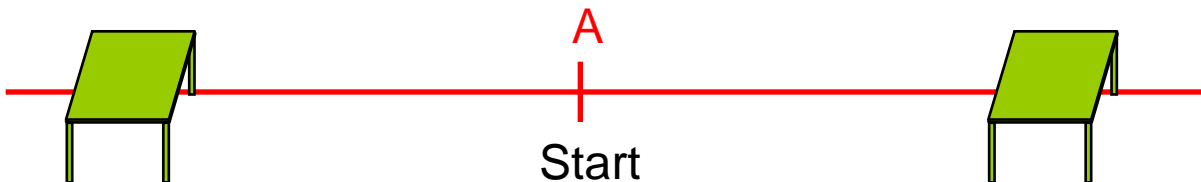
Stage 6  
side by side

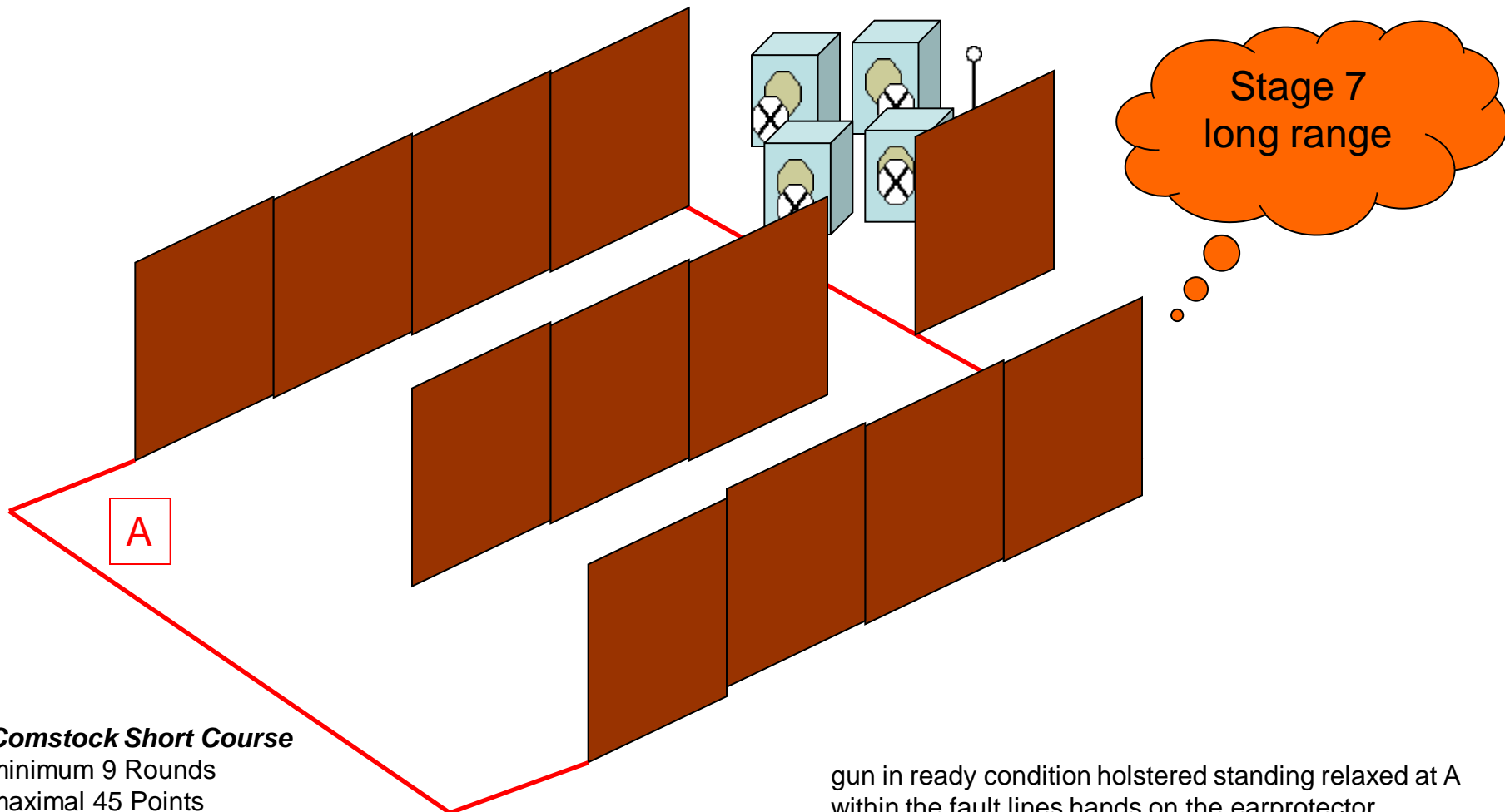
gun empty, hammer down, laying flat on one table, all needed magazines on the other table standing relaxed at A feet touching the mark hands hanging down naturally  
after audible start signal, engage all targets in free order within the fault lines on paper best two hits counts muzzle of the gun must never point over the backstop take care for reduced 90 degrees rule, respect the markings penalties according last version of IPSC handgun rulebook

**Comstock Medium Course**  
minimum 14 Rounds  
maximal 70 Points  
7 IPSC mini Targets  
1 no-shoot Target

**Ablauf:**

Alle Magazine auf der einen Platte und das Sportgerät ungeladen flach auf der anderen Platte abgelegt. Die FüÙe berühren die Markierungen. Nach dem Startsignal freier Ablauf innerhalb der Faultline.





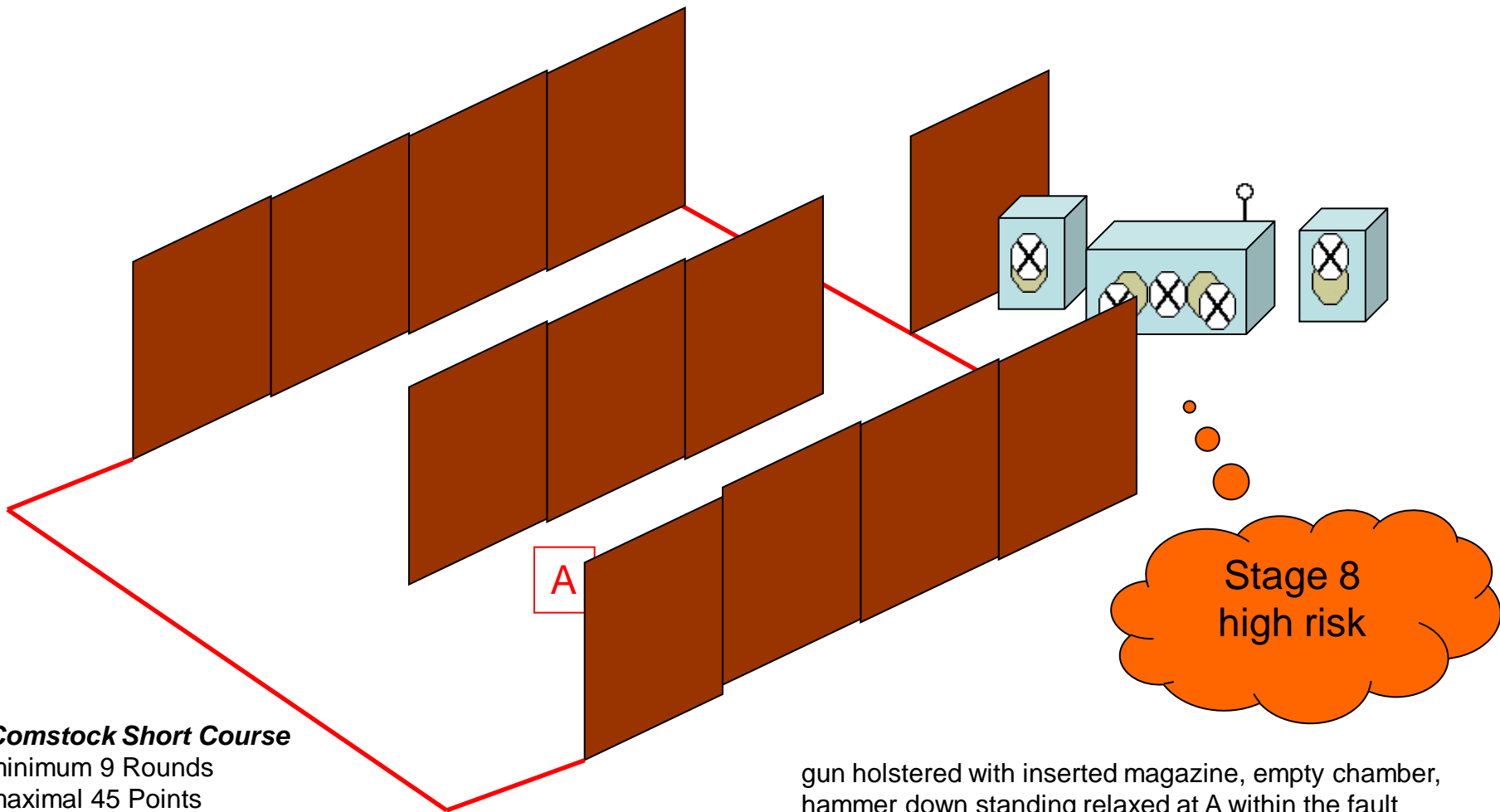
### **Comstock Short Course**

minimum 9 Rounds  
maximal 45 Points  
4 IPSC Targets  
1 Plate  
4 no-shoot Targets

#### **Ablauf:**

Start an der Markierung A, Sportgerät, geladen, gesichert und geholstert. Beide Hände am Gehörschutz. Nach dem Startsignal freier Ablauf innerhalb der markierten Fläche.

gun in ready condition holstered standing relaxed at A within the fault lines hands on the earprotector. after audible start signal, engage all targets in free order within the fault lines on paper best two hits counts steel must fall to count muzzle of the gun must never point over the backstop penalties according last version of IPSC handgun rulebook



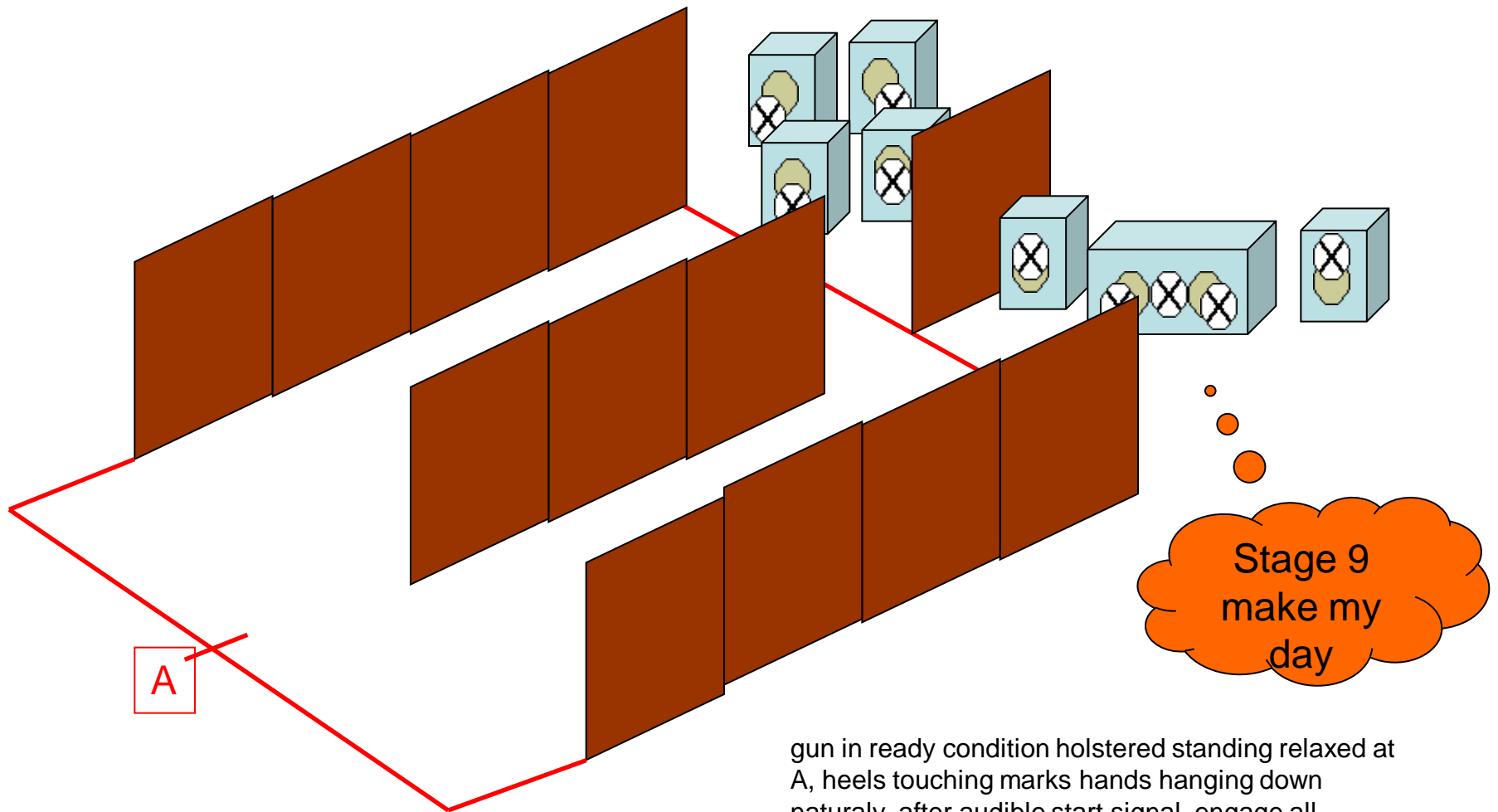
### **Comstock Short Course**

minimum 9 Rounds  
maximal 45 Points  
4 IPSC Targets  
1 Plates  
5 no-shoot Targets

#### **Ablauf:**

Start auf der markierten Fläche.  
Sportgerät, halbgeladen und geholstert.  
Nach dem Startsignal freier Ablauf auf der markierten Fläche.

gun holstered with inserted magazine, empty chamber, hammer down standing relaxed at A within the fault lines hands hanging down naturally after audible start signal, engage all targets in free order within the fault lines on paper best two hits counts steel must fall to count muzzle of the gun must never point over the backstop penalties according last version of IPSC handgun rulebook



**Comstock Medium Course**

minimum 16 Rounds  
maximal 80 Points  
8 IPSC Targets  
9 no-shoot Targets

gun in ready condition holstered standing relaxed at A, heels touching marks hands hanging down naturally after audible start signal, engage all targets in free order within the fault lines on paper best two hits counts muzzle of the gun must never point over the backstop penalties according last version of IPSC handgun rulebook

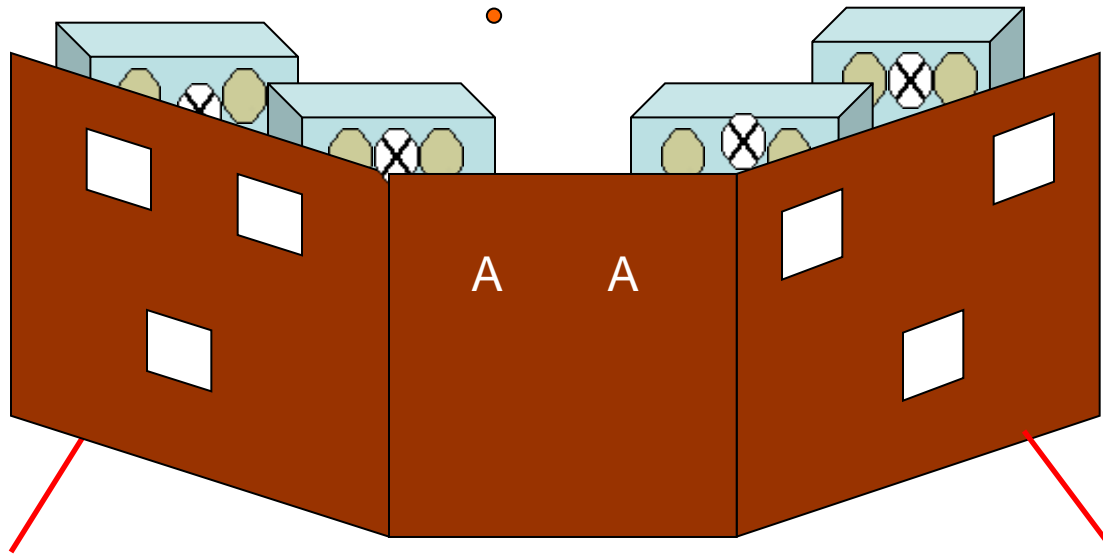
**Ablauf:**

Sportgerät, geladen, gesichert, geholstert.  
Beide Beine berühren den markierten Bereich.  
Nach dem Startsignal freier Ablauf innerhalb der Faultline.

Stage 10  
windows

**Ablauf:**

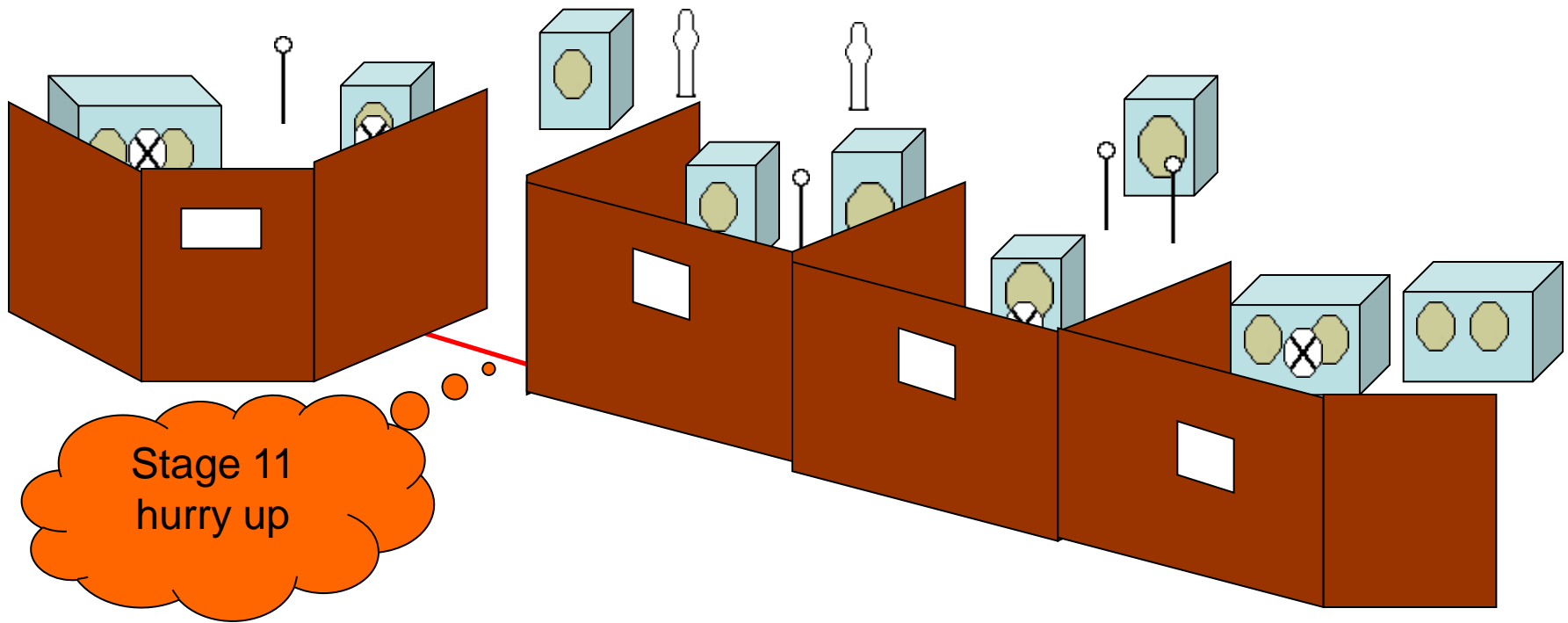
Sportgerät, geladen, gesichert und geholstert, Beide Hände an der Markierung. Nach dem Startsignal freier Ablauf innerhalb der Faultline. Achtung eingeschränkter 90 Grad Bereich.



gun in ready condition holstered  
standing in front of the wall hands  
touching marks  
after audible start signal, engage all  
targets in free order within the fault  
lines on paper best two hits counts  
take care for reduced 90 degrees  
rule, respect the markings  
muzzle of the gun must never  
point over the backstop  
penalties according last version of  
IPSC handgun rulebook

**Comstock Medium Course**


minimum 16 Rounds  
maximal 80 Points  
8 IPSC Targets  
4 no-shoot Targets



Stage 11  
hurry up

### **Comstock Long Course**

minimum 30 Rounds  
 maximal 150 Points  
 12 IPSC Targets  
 2 Pepper Popper  
 4 Plates  
 4 no-shoot Targets



gun in ready condition holstered standing at A with both feet on the marked area hands hanging down naturally after audible start signal, engage all targets in free order within the fault lines on paper best two hits counts take care for reduced 90 degrees rule, respect the markings muzzle of the gun must never point over the backstop penalties according last version of IPSC handgun rulebook

### **Ablauf:**

Waffe, geladen, gesichert und geholstert, beide Hände locker hängend, Beide Beine auf der markierten Fläche. Nach dem Startsignal freier Ablauf innerhalb der Faultline. Achtung eingeschränkter 90 Grad Bereich.