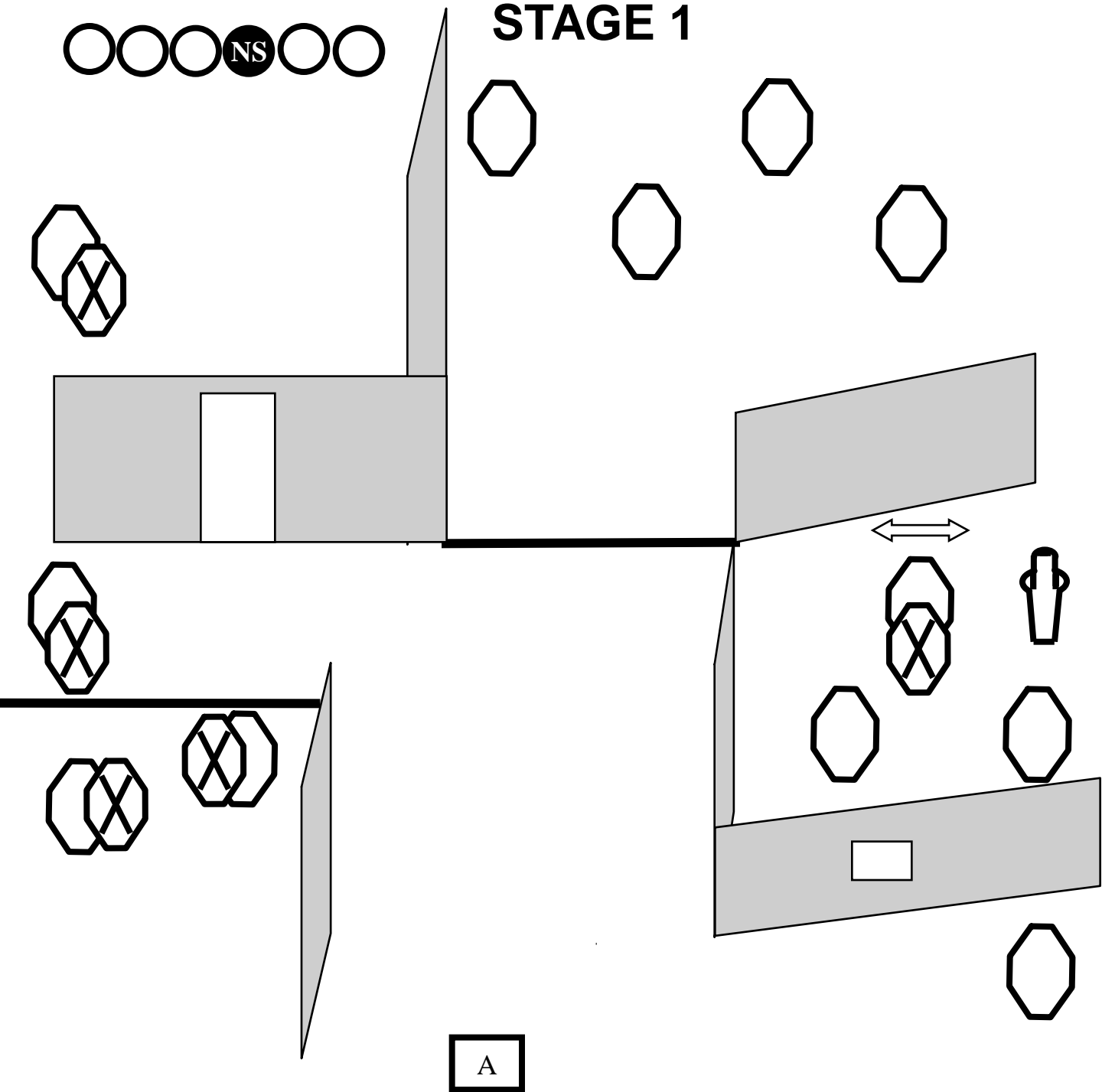


○ ○ ○ **NS** ○ ○

STAGE 1



Stage 1 is a comstock long course with a minimum of 30 rounds and max. 150 points. There are 12 ipsc targets, some reduced in size, 1 pepper popper, 5 plates and some No-Shoot targets.

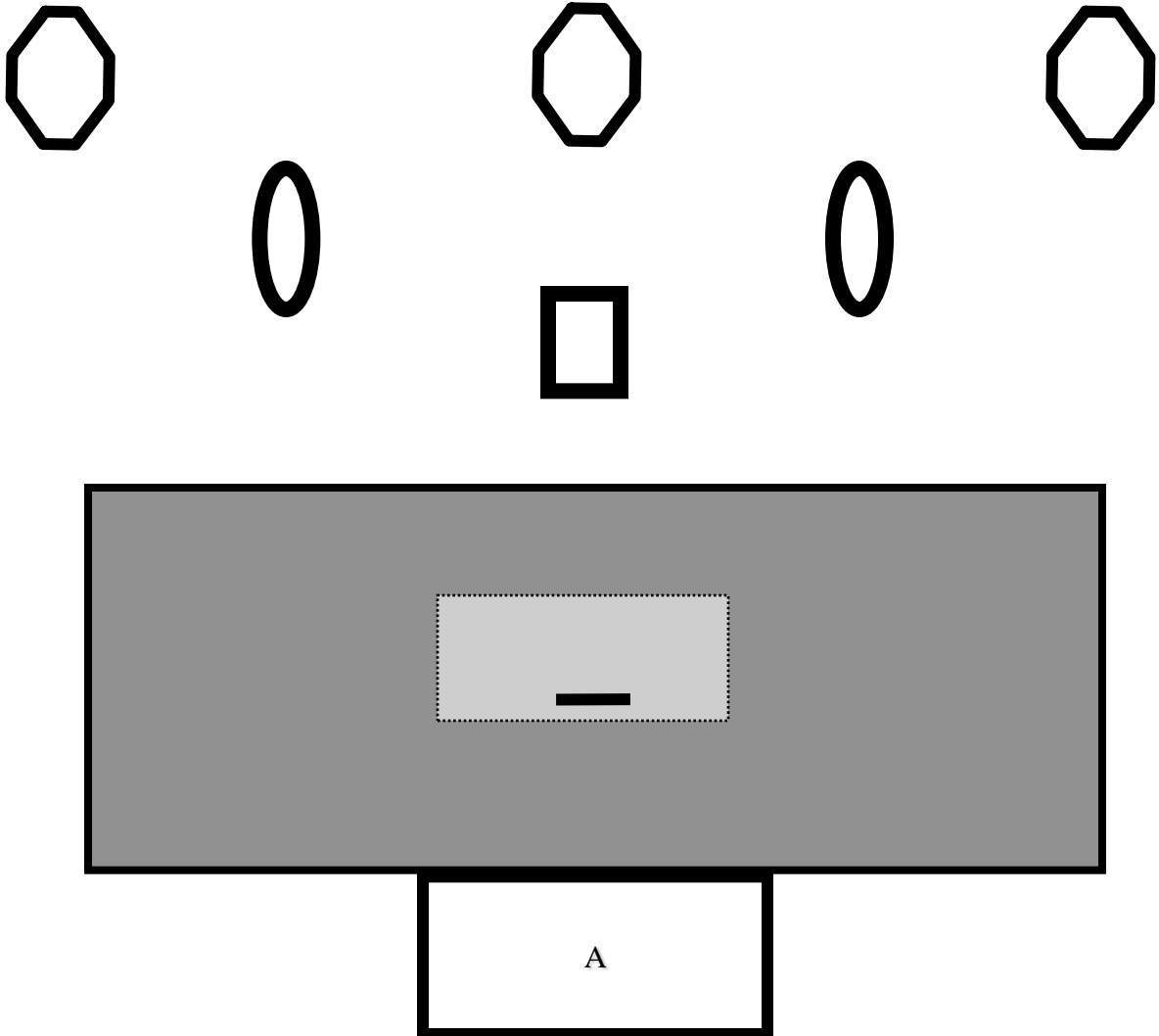
Start-position: standing erect at A, facing downrange, arms relaxed at sides. The gun is loaded and holstered.

After the audible start signal shoot targets while remaining within the fault lines. The popper activates the swinger. The swinger will remain visible. The last shot will stop the time.

All barricades are considered hardcover and reach to the ground.

Rules and penalties: as latest IPSC rules.

STAGE 3

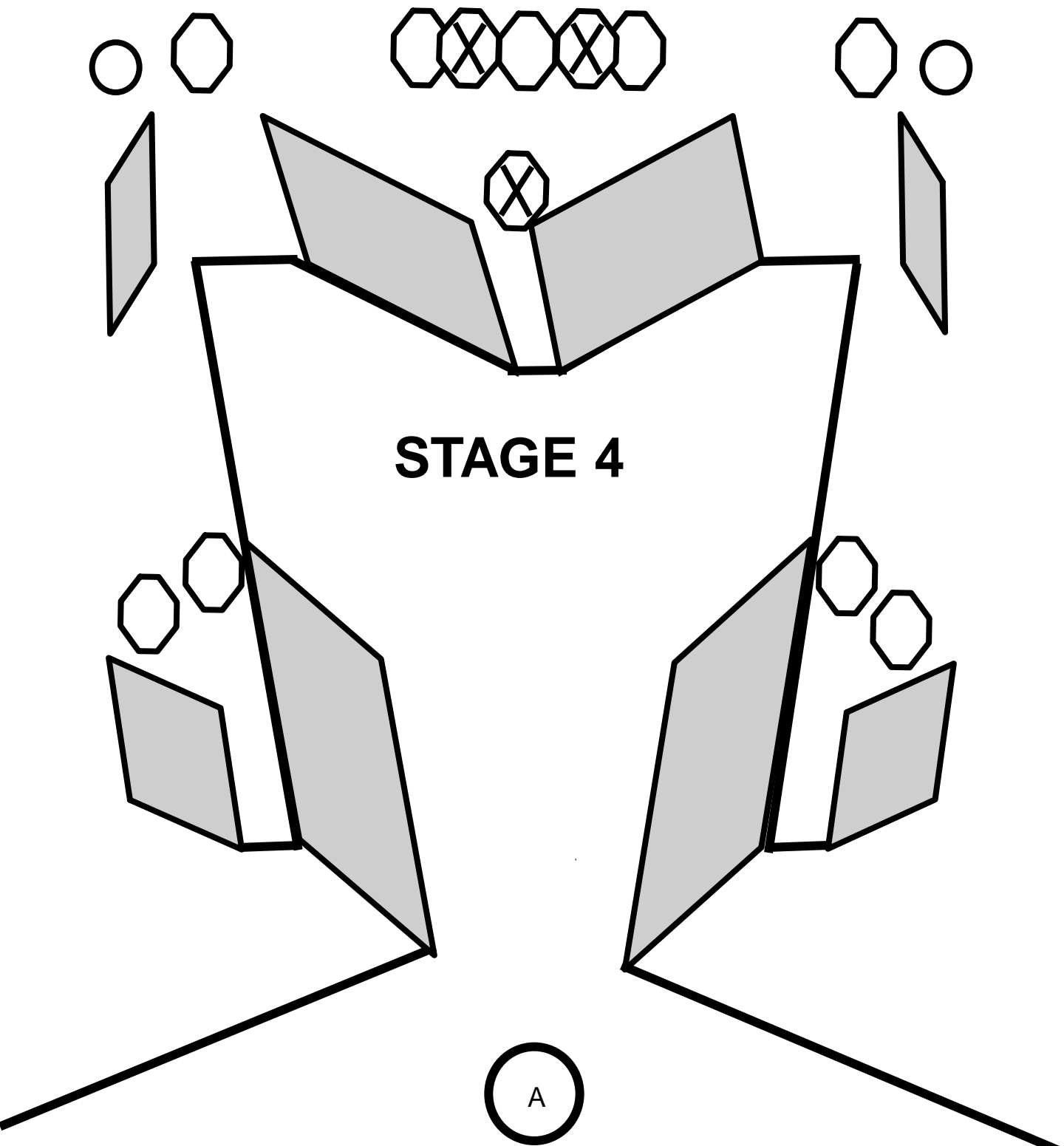


Stage 3: Is a Comstock short course with min. 9 rounds, targets are 3 IPSC targets, 2 minipopper, 1 plate and some no-shoot targets. Maximum points are 45.

Startposition: standing at A facing downrange, arms relaxed at sides. The gun is loaded and holstered.

Procedure: After the audible start signal shoot targets while remaining within the fault lines. The last shot will stop the time. All barricades are considered hardcover and reach to the ground.

Rules and penalties: as latest ipsc rules.



STAGE 4

A

Stage 4 is a comstock Long Course with minimum 20 rounds, targets are 9 IPSC targets, some reduced in size, 2 plates, some no shoots. Maximum points are 100.


Startposition: standing at A facing downrange, arms relaxed at sides, the gun is loaded and holstered.

Procedure: After the audible start signal shoot targets while remaining within the fault lines. The last shot stops the time.

Barricades are considered hardcover and reach to the ground.

Rules and penalties as latest ipsc rules.

Stage 5



A

Stage 5 is a comstock short course with minimum 9 rounds, maximum points are 45.

Targets are 4 IPSC Mini targets, 1 plate.

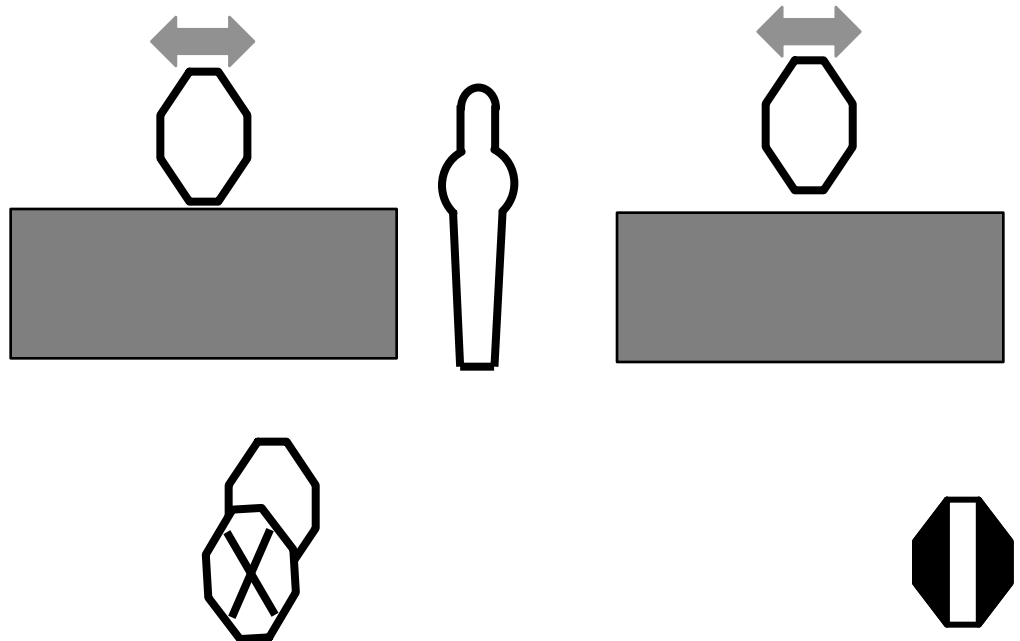
Startposition: standing erect at A, facing downrange, wrists above shoulders.

Gun condition: empty chamber, magazine inserted, holstered.

Procedure: After the audible start signal shoot targets while remaining within the fault lines. The last shot will stop the time.

Rules and penalties: as latest ipsc rules.

STAGE 6



Stage information: Comstock short course, min. 9 rounds, maximum points: 45.

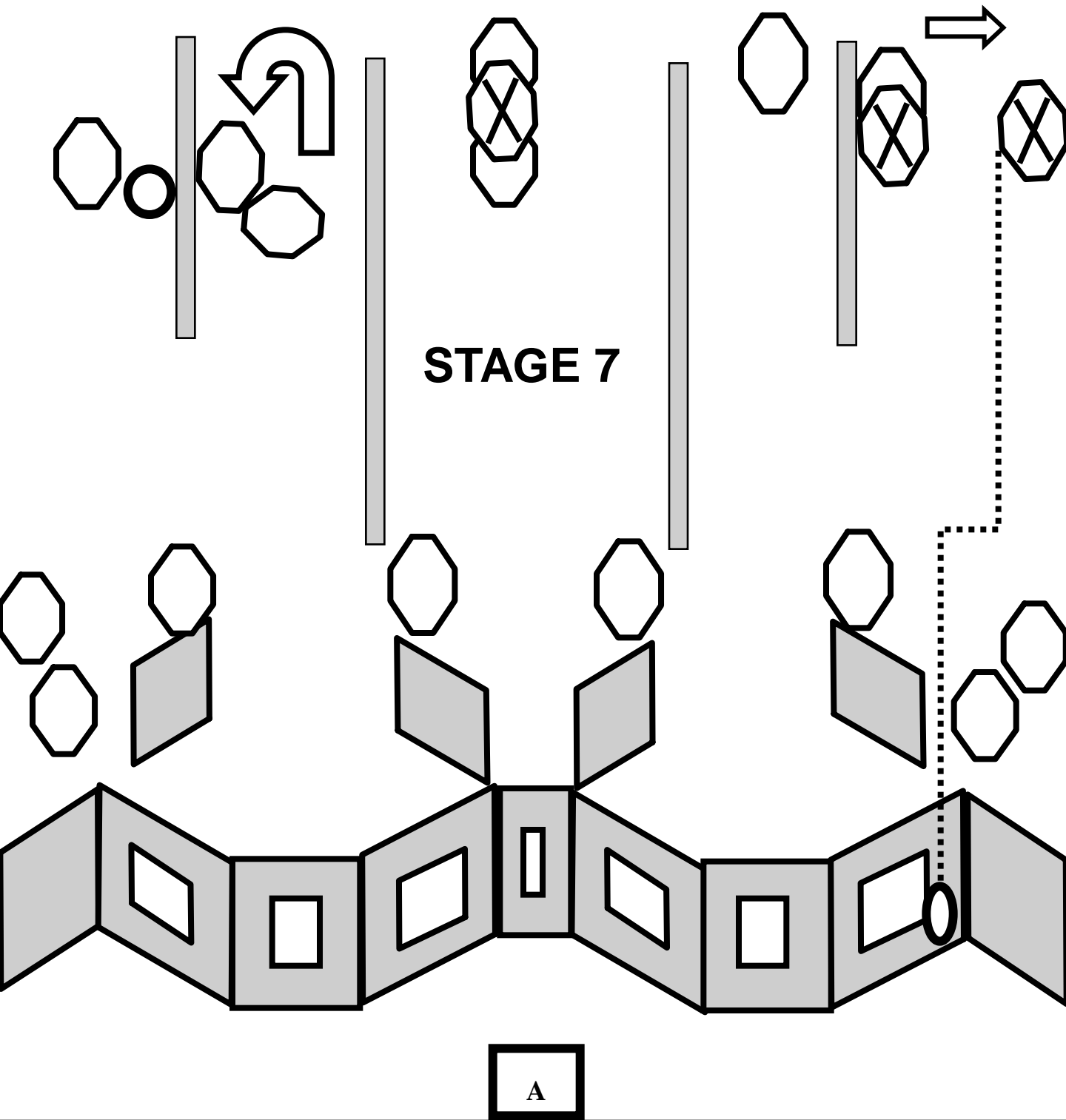
Targets are 4 IPSC targets, some reduced in size, 1 pepper popper and some no shoot- targets.

Startpos.: standing at A, facing downrange, arms relaxed at sides.

Gun condition: loaded and holstered

Procedure: After the audible start signal shoot targets while remaining within the fault lines. The last shot stops the time. The pepper popper activates both swinging targets which stay visible at rest.

Rules and penalties as latest IPSC rules.



Stage information.: Comstock, Long Course, min. 31 rounds, 15 IPSC targets, some reduced in size, 1 plate, max. points 155.

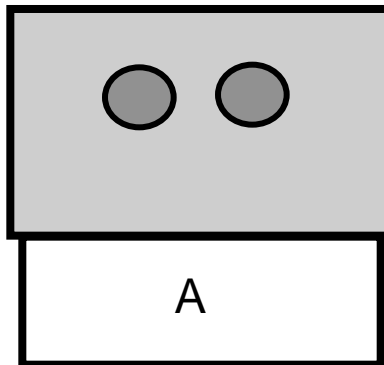
Startposition: standing at A facing downrange, hands at ear protection. The gun is unloaded in the holster.

Procedure: After the audible start signal shoot targets while remaining within the fault lines. Pulling the rope makes 1 target visible. The plate makes 1 target visible and hides another target. The last shot stops the time.

All barricades are considered hardcover and reach to the ground.

Rules and penalties as ipsc rulebook latest edition.

STAGE 8



Stage Information: Stage 8 is a comstock short course with minimum 9 rounds. Targets are 4 IPSC targets, 1 plate, maximum points are 45.

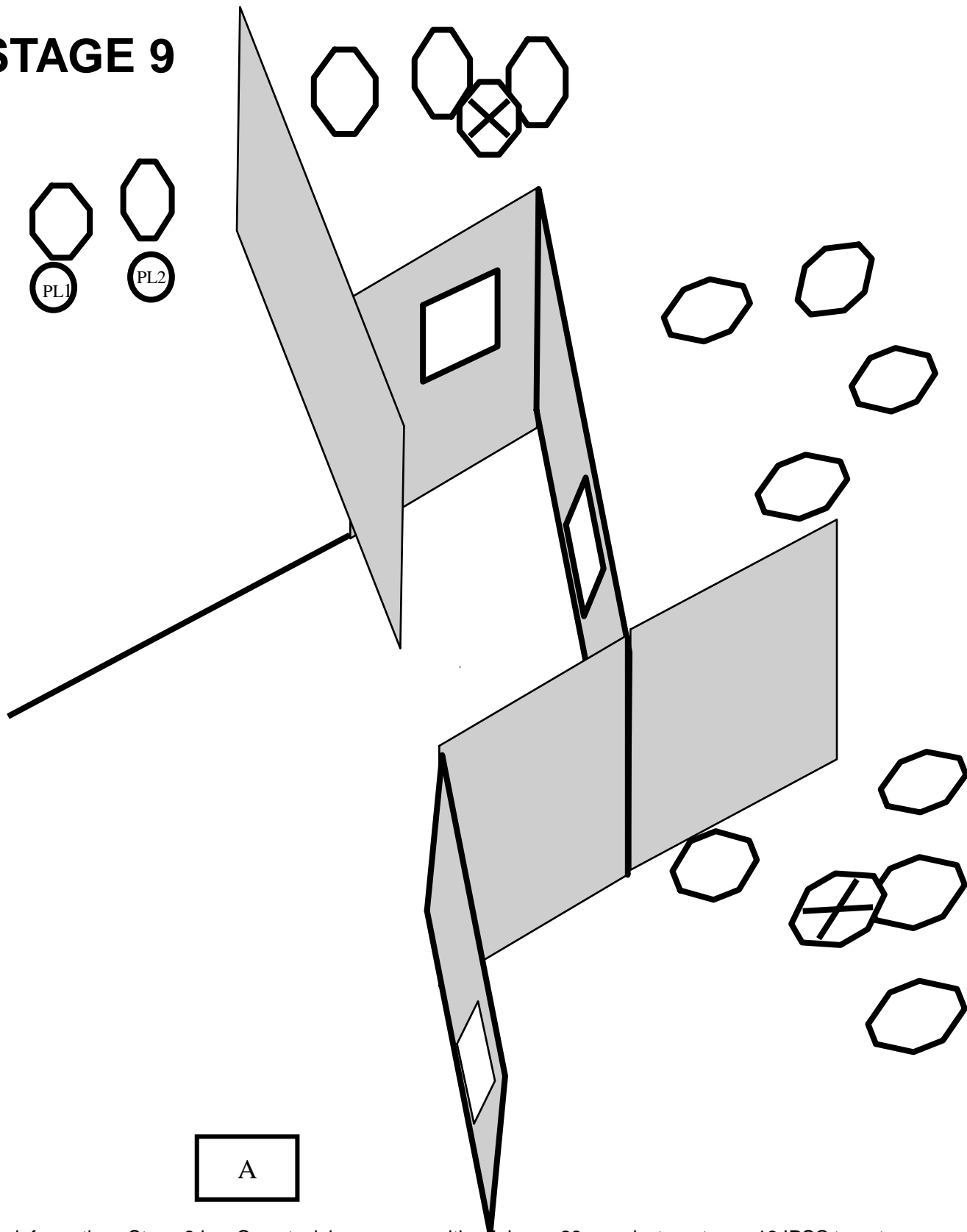
Startposition: standing erect at A, hands at marks. The gun is loaded and holstered.

Procedure: After the audible start signal shoot targets while remaining within the fault lines. The last shot stops the time.

The barricade is considered hardcover and reaches to the ground.

Rules and penalties as latest IPSC rules.

STAGE 9



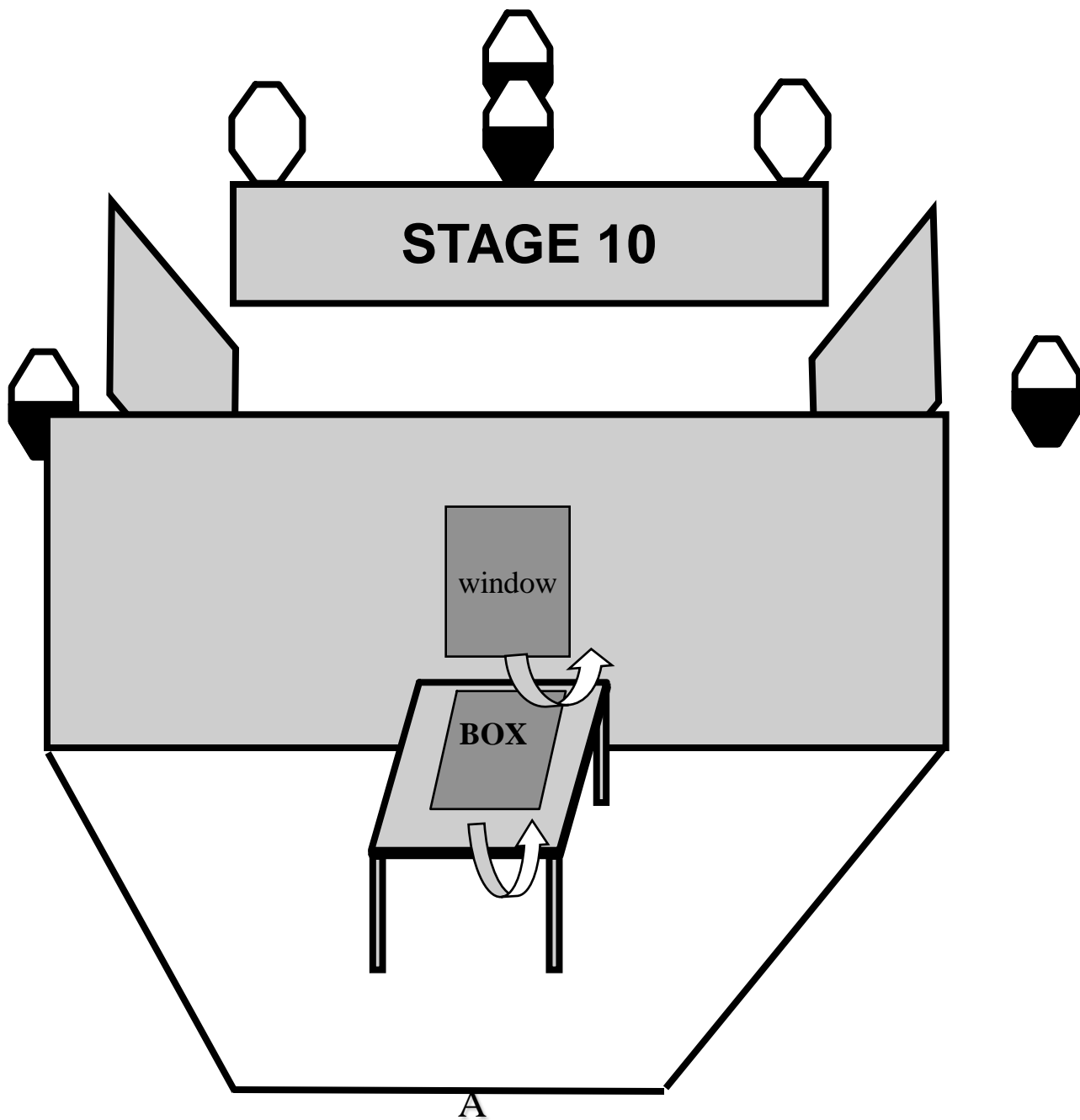
Stage information.: Stage 9 is a Comstock long course with minimum 28 rounds, targets are 13 IPSC targets, 2 plates and some no shoots. Maximum points are 140.

Startposition: standing at A facing downrange, arms relaxed at sides. The gun is loaded and holstered.

Procedure: After the audible start signal shoot targets while remaining within the fault lines. The last shot stops the time. Each plate will make 1 target visible.

The barricades are considered hardcover and reach to the ground.

Rules and penalties as latest IPSC rules.



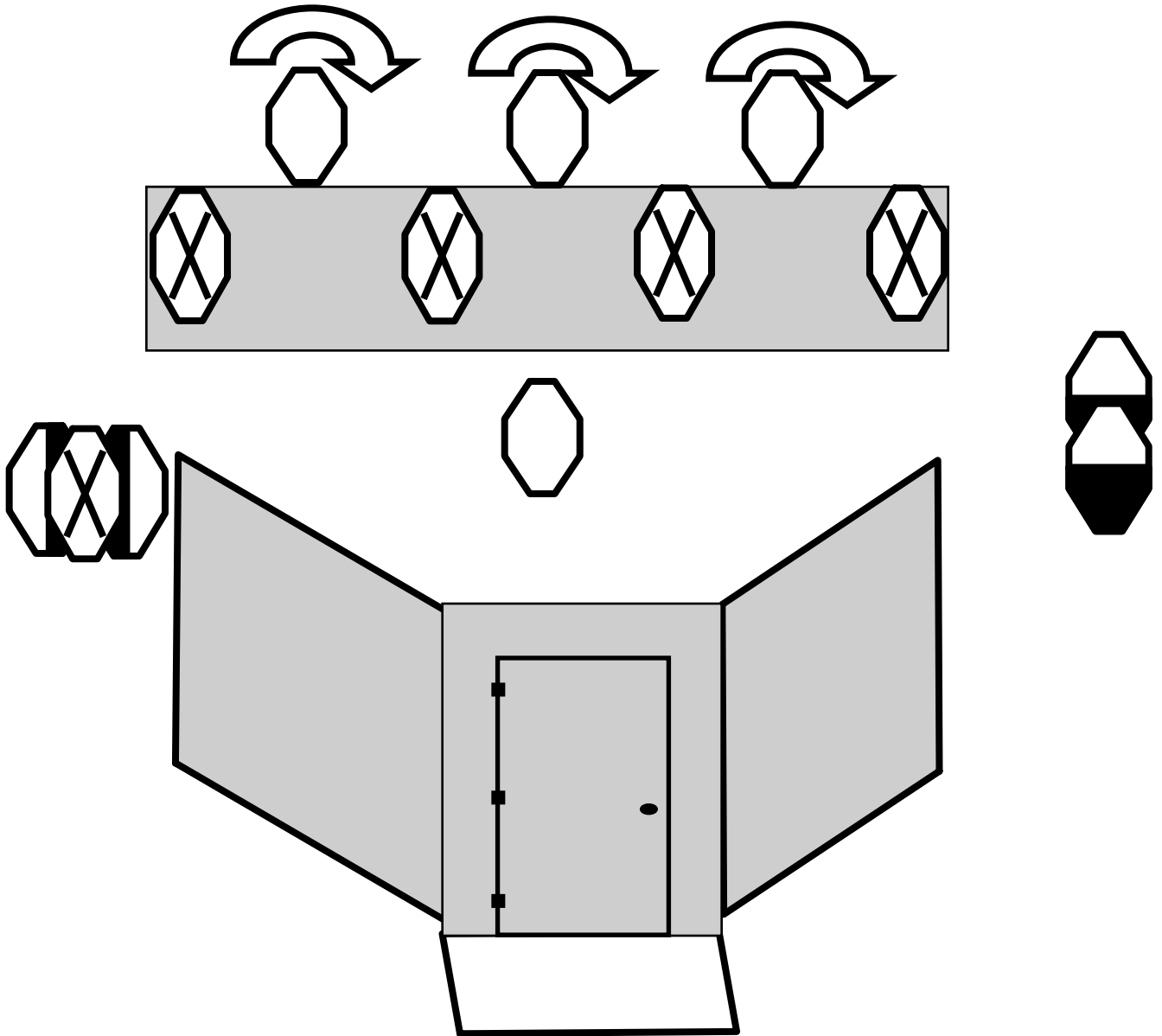
Stage information.: Stage 10 is a Comstock medium course with minimum 12 rounds. Targets are 6 IPSC targets, some reduced in size. Maximum points are 60.

Startposition: standing in front of the table at A, facing downrange, arms relaxed at sides. Gun is empty placed inside the box on the table, all magazines on belt.

Procedure : After the audible start signal shoot targets while remaining within the fault lines. The last shot stops the time.

Rules and penalties as latest IPSC rules.

STAGE 11



Stage information: Stage 11 is a Comstock medium course with a minimum of 16 rounds. Targets are 8 IPSC targets, some reduced in size and some no shoots. Maximum points are 80.

Start position: standing in the box facing downrange, arms at sides. The gun is loaded and holstered.

Procedure: After the audible start signal shoot targets while remaining within the fault lines. Opening the door will activate the swinging targets. Swinging targets stay visible. The last shot stops the time.

The barricades are considered hardcover and reach to the ground.

Rules and penalties as latest IPSC rules.