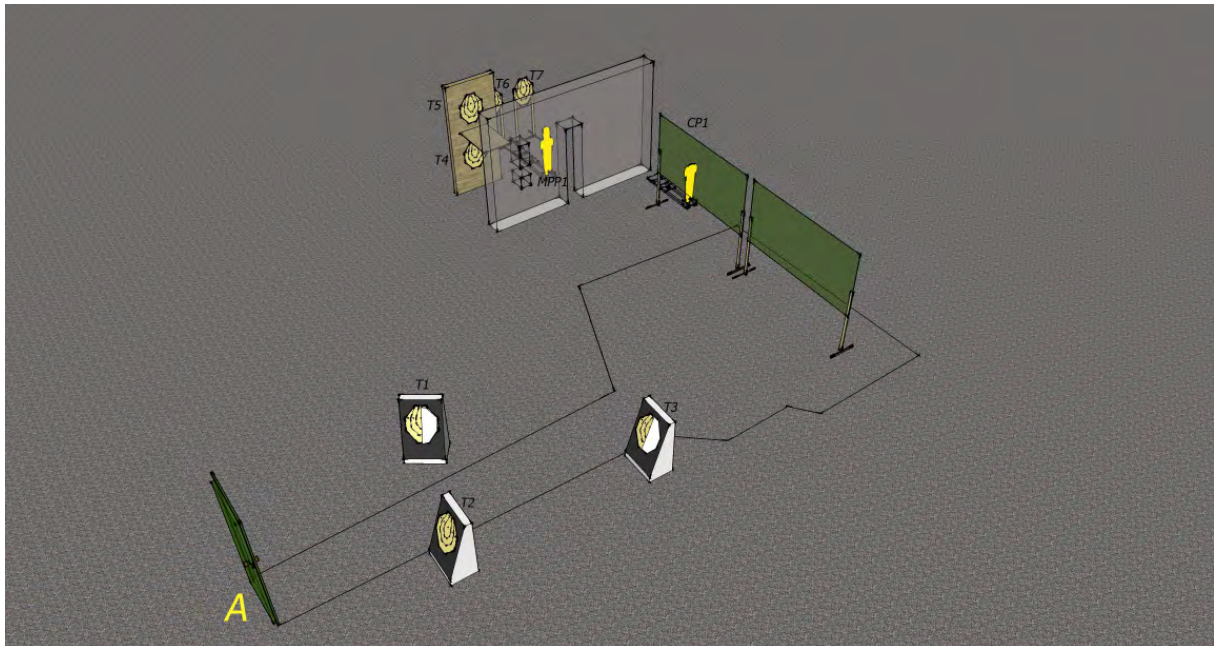


Stage 1

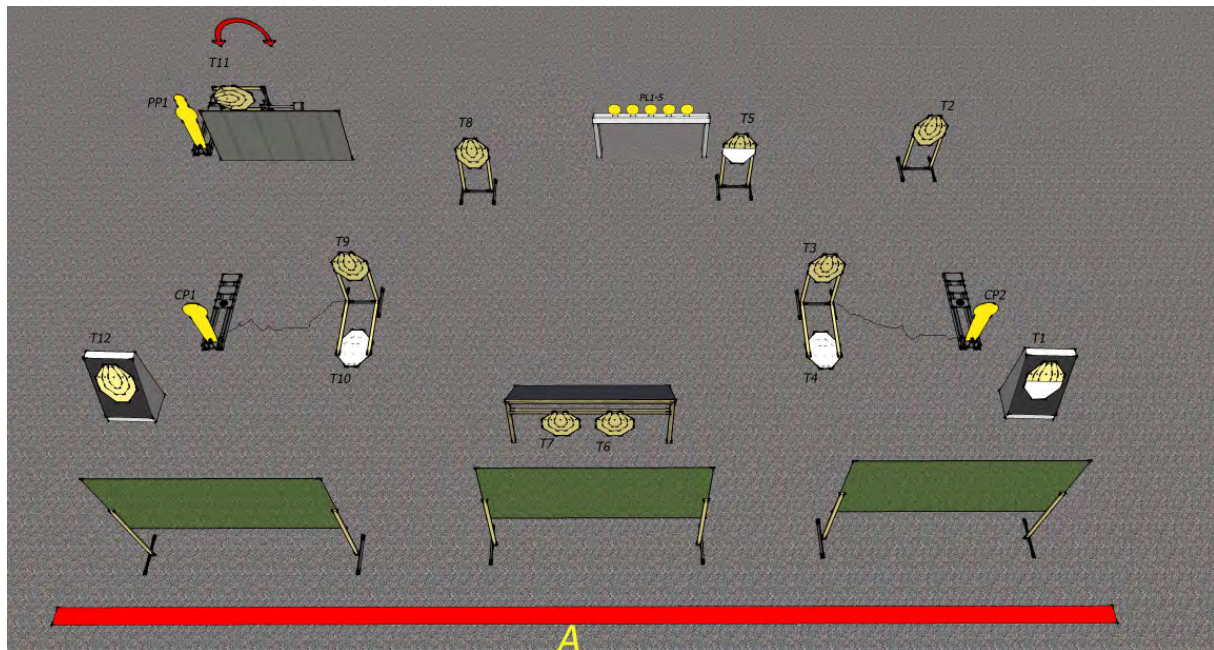


CRO, RO, Help:	
Type of course:	Medium course
Scoring method:	Comstock
Targets:	7 IPSC (partly reduced), 1 classic popper, 1 mini pepper popper, some no shoot
Minimum rounds:	16
Maximum points:	80
Start/stop:	Audible signal/last shot fired
Starting position:	Standing at „A“, facing downrange, hands relaxed at side
Gun condition:	Loaded and holstered
Procedure:	After audible signal engage all targets in any order from within the fault lines. CP1 will hide T5 and reveal T4. On paper targets best two hits will count, steel must fall to count.
Safe angles of fire:	According to IPSC rules, reduced from above by the height of the backstops.
Penalties:	According to the latest version of the IPSC handgun rules. Please bear in mind that we are on an outdoor shooting range and the muzzle of the gun must never point above the backstop at any time! Doing so will incur a match DQ!
Scoring:	Scoring starts immediately after the shooter. You may nominate a person of your choice to verify your scores, later reclamations will not be accepted.

RO advice (for your information only, do not read out loudly during briefing):

- *Quartermaster hotline (tech support): 0650/725 33 23 (please call as soon as possible if a problem occurs!)*
- *Range Master: 0664/81 921 06*

Stage 2

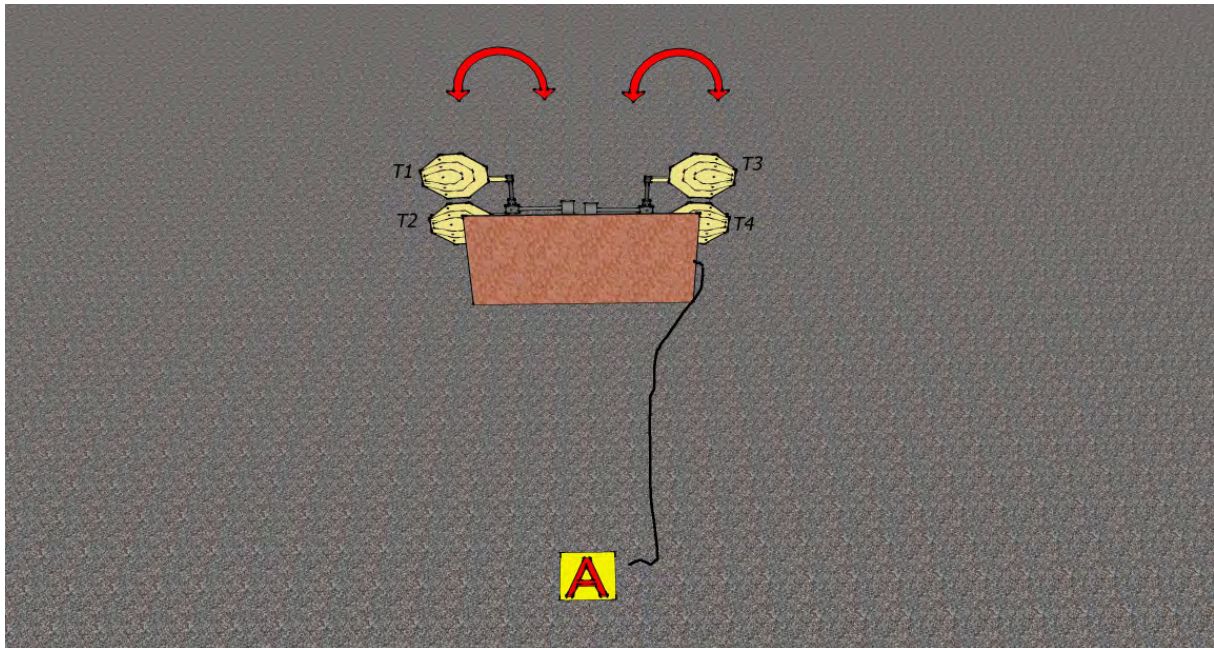


CRO, RO, Help:	
Type of course:	Long course
Scoring method:	Comstock
Targets:	12 IPSC (partly reduced), 1 pepper popper, 2 classic popper, 5 plates, some no shoot
Minimum rounds:	32
Maximum points:	160
Start/stop:	Audible signal/last shot fired
Starting position:	Standing at „A“, facing downrange, hands relaxed at side
Gun condition:	Loaded and holstered
Procedure:	After audible signal engage all targets in any order from within the fault lines. CP1 reveals T10 and hides T9, CP2 reveals T4 and hides T3. PP1 activates swinging target T11 which remains partly visible after movement. On paper targets best two hits will count, steel must fall to count.
Safe angles of fire:	According to IPSC rules, reduced from above by the height of the backstops.
Penalties:	According to the latest version of the IPSC handgun rules. Please bear in mind that we are on an outdoor shooting range and the muzzle of the gun must never point above the backstop at any time! Doing so will incur a match DQ!
Scoring:	Scoring starts immediately after the shooter. You may nominate a person of your choice to verify your scores, later reclamations will not be accepted.

RO advice (for your information only, do not read out loudly during briefing):

- *Quartermaster hotline (tech support): 0650/725 33 23 (please call as soon as possible if a problem occurs!)*
- *Range Master: 0664/81 921 06*

Stage 3

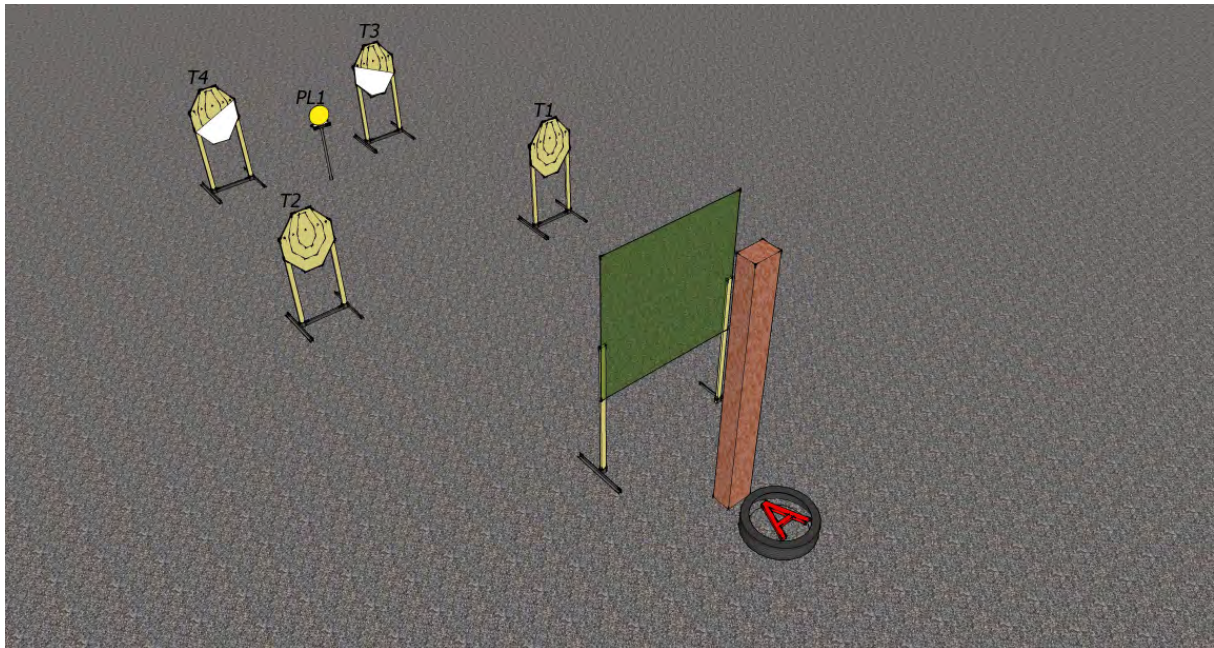


CRO, RO, Help:	
Type of course:	Short course
Scoring method:	Comstock
Targets:	4 IPSC mini
Minimum rounds:	8
Maximum points:	40
Start/stop:	Audible signal/last shot fired
Starting position:	Standing at „A“, facing downrange, strong hand holding rope, weak hand relaxed at side
Gun condition:	Loaded and holstered
Procedure:	After audible signal engage all targets in any order from within the fault lines. Pulling the rope will activate the double swinger, all targets remain visible after movement. On paper targets best two hits will count.
Safe angles of fire:	According to IPSC rules, reduced from above by the height of the backstops.
Penalties:	According to the latest version of the IPSC handgun rules. Please bear in mind that we are on an outdoor shooting range and the muzzle of the gun must never point above the backstop at any time! Doing so will incur a match DQ!
Scoring:	Scoring starts immediately after the shooter. You may nominate a person of your choice to verify your scores, later reclamations will not be accepted.

RO advice (for your information only, do not read out loudly during briefing):

- *Quartermaster hotline (tech support): 0650/725 33 23 (please call as soon as possible if a problem occurs!)*
- *Range Master: 0664/81 921 06*

Stage 4

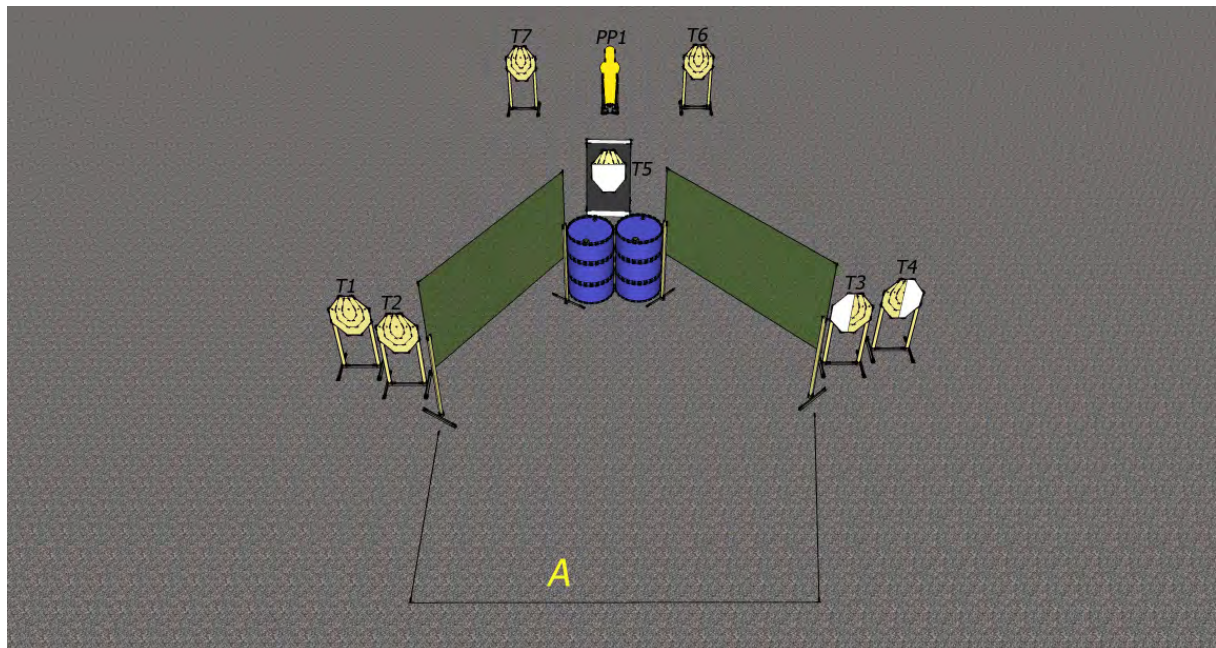


CRO, RO, Help:	
Type of course:	Short course
Scoring method:	Comstock
Targets:	4 IPSC (partly reduced), 1 plate, some no shoot
Minimum rounds:	9
Maximum points:	45
Start/stop:	Audible signal/last shot fired
Starting position:	Standing at „A“, facing downrange, hands relaxed at side
Gun condition:	Loaded and holstered
Procedure:	After audible signal engage all targets in any order from within the fault lines. On paper targets best two hits will count, steel must fall to count.
Safe angles of fire:	According to IPSC rules, reduced from above by the height of the backstops.
Penalties:	According to the latest version of the IPSC handgun rules. Please bear in mind that we are on an outdoor shooting range and the muzzle of the gun must never point above the backstop at any time! Doing so will incur a match DQ!
Scoring:	Scoring starts immediately after the shooter. You may nominate a person of your choice to verify your scores, later reclamations will not be accepted.

RO advice (for your information only, do not read out loudly during briefing):

- *Quartermaster hotline (tech support): 0650/725 33 23 (please call as soon as possible if a problem occurs!)*
- *Range Master: 0664/81 921 06*

Stage 5

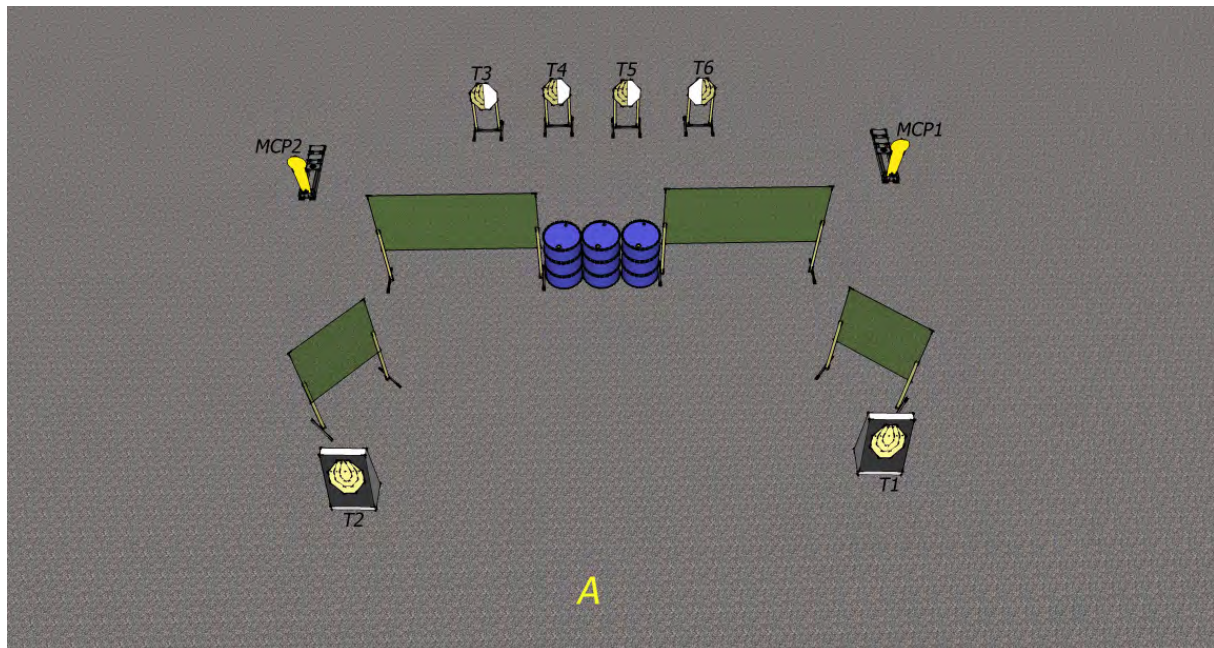


CRO, RO, Help:	
Type of course:	Medium course
Scoring method:	Comstock
Targets:	7 IPSC (partly reduced), 1 pepper popper, some no shoot
Minimum rounds:	15
Maximum points:	75
Start/stop:	Audible signal/last shot fired
Starting position:	Standing at „A“, one foot touching the mark, facing downrange, hands relaxed at side
Gun condition:	Loaded and holstered
Procedure:	After audible signal engage all targets in any order from within the fault lines. On paper targets best two hits will count, steel must fall to count.
Safe angles of fire:	According to IPSC rules, reduced from above by the height of the backstops.
Penalties:	According to the latest version of the IPSC handgun rules. Please bear in mind that we are on an outdoor shooting range and the muzzle of the gun must never point above the backstop at any time! Doing so will incur a match DQ!
Scoring:	Scoring starts immediately after the shooter. You may nominate a person of your choice to verify your scores, later reclamations will not be accepted.

RO advice (for your information only, do not read out loudly during briefing):

- *Quartermaster hotline (tech support): 0650/725 33 23 (please call as soon as possible if a problem occurs!)*
- *Range Master: 0664/81 921 06*

Stage 6

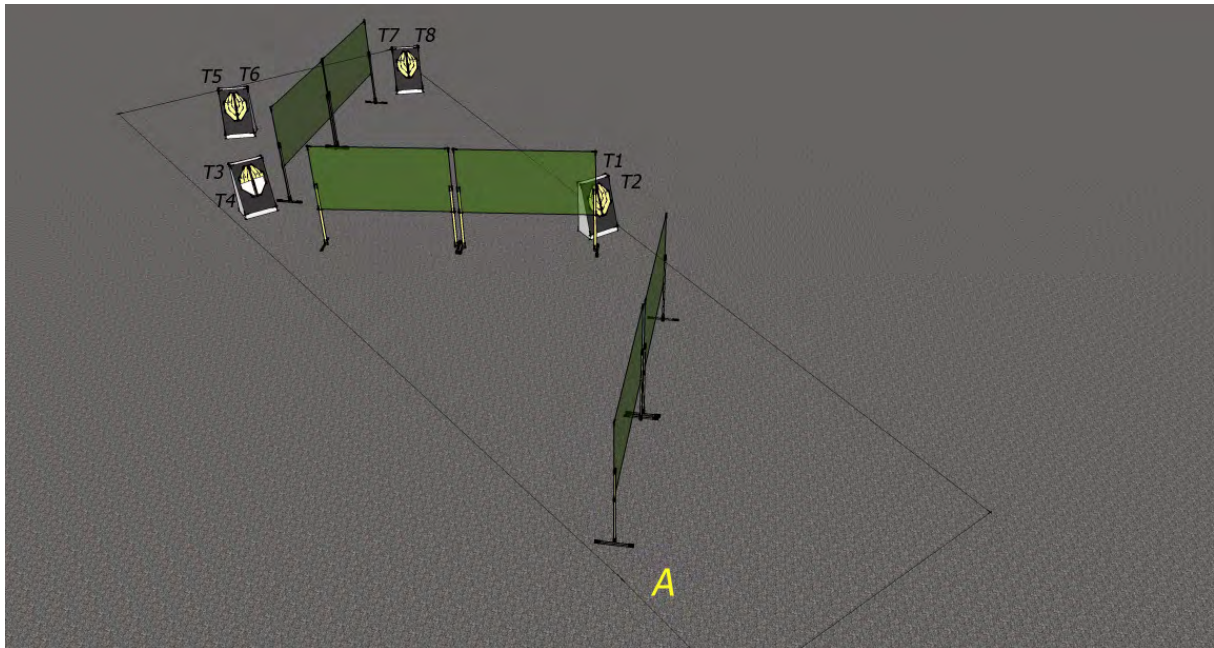


CRO, RO, Help:	
Type of course:	Medium course
Scoring method:	Comstock
Targets:	6 IPSC (partly reduced), 2 mini classic popper, some no shoot
Minimum rounds:	14
Maximum points:	70
Start/stop:	Audible signal/last shot fired
Starting position:	Standing at „A“, facing downrange, hands relaxed at side
Gun condition:	Unloaded and holstered (hammer down)
Procedure:	After audible signal engage all targets in any order from within the fault lines. On paper targets best two hits will count, steel must fall to count.
Safe angles of fire:	According to IPSC rules, reduced from above by the height of the backstops.
Penalties:	According to the latest version of the IPSC handgun rules. Please bear in mind that we are on an outdoor shooting range and the muzzle of the gun must never point above the backstop at any time! Doing so will incur a match DQ!
Scoring:	Scoring starts immediately after the shooter. You may nominate a person of your choice to verify your scores, later reclamations will not be accepted.

RO advice (for your information only, do not read out loudly during briefing):

- *Quartermaster hotline (tech support): 0650/725 33 23 (please call as soon as possible if a problem occurs!)*
- *Range Master: 0664/81 921 06*

Stage 7

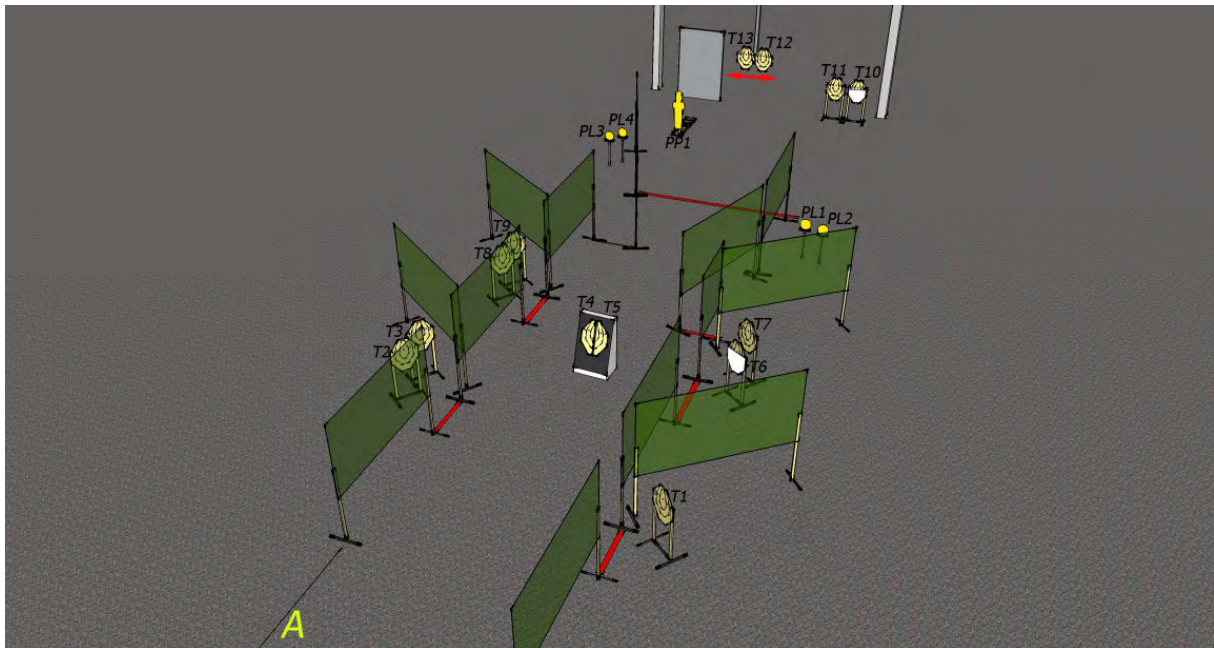


CRO, RO, Help:	
Type of course:	Medium course
Scoring method:	Comstock
Targets:	8 IPSC (partly reduced), some no shoot
Minimum rounds:	16
Maximum points:	80
Start/stop:	Audible signal/last shot fired
Starting position:	Standing at „A“, facing downrange, hands relaxed at side
Gun condition:	Loaded and holstered
Procedure:	After audible signal engage all targets in any order from within the fault lines. On paper targets best two hits will count.
Safe angles of fire:	According to IPSC rules, reduced from above by the height of the backstops.
Penalties:	According to the latest version of the IPSC handgun rules. Please bear in mind that we are on an outdoor shooting range and the muzzle of the gun must never point above the backstop at any time! Doing so will incur a match DQ!
Scoring:	Scoring starts immediately after the shooter. You may nominate a person of your choice to verify your scores, later reclamations will not be accepted.

RO advice (for your information only, do not read out loudly during briefing):

- *Quartermaster hotline (tech support): 0650/725 33 23 (please call as soon as possible if a problem occurs!)*
- *Range Master: 0664/81 921 06*

Stage 8

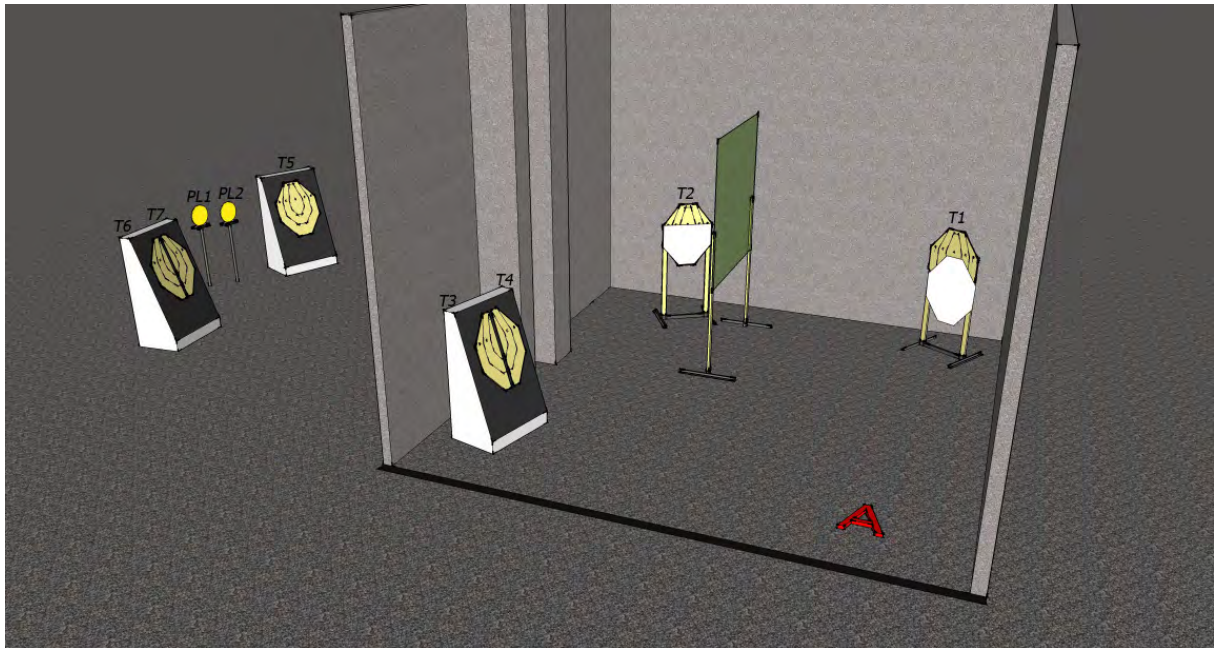


CRO, RO, Help:	
Type of course:	Long course
Scoring method:	Comstock
Targets:	13 IPSC (partly reduced), 4 plates, 1 pepper popper, some no shoot
Minimum rounds:	31
Maximum points:	155
Start/stop:	Audible signal/last shot fired
Starting position:	Standing at „A“, facing downrange, hands relaxed at side
Gun condition:	Loaded and holstered
Procedure:	After audible signal engage all targets in any order from within the fault lines. On paper targets best two hits will count, steel must fall to count. PP1 releases two swinging targets (T12, T13) which remain visible after movement.
Safe angles of fire:	According to IPSC rules, reduced from above by the height of the backstops.
Penalties:	According to the latest version of the IPSC handgun rules. Please bear in mind that we are on an outdoor shooting range and the muzzle of the gun must never point above the backstop at any time! Doing so will incur a match DQ!
Scoring:	Scoring starts immediately after the shooter. You may nominate a person of your choice to verify your scores, later reclamations will not be accepted.

RO advice (for your information only, do not read out loudly during briefing):

- *Quartermaster hotline (tech support): 0650/725 33 23 (please call as soon as possible if a problem occurs!)*
- *Range Master: 0664/81 921 06*

Stage 9

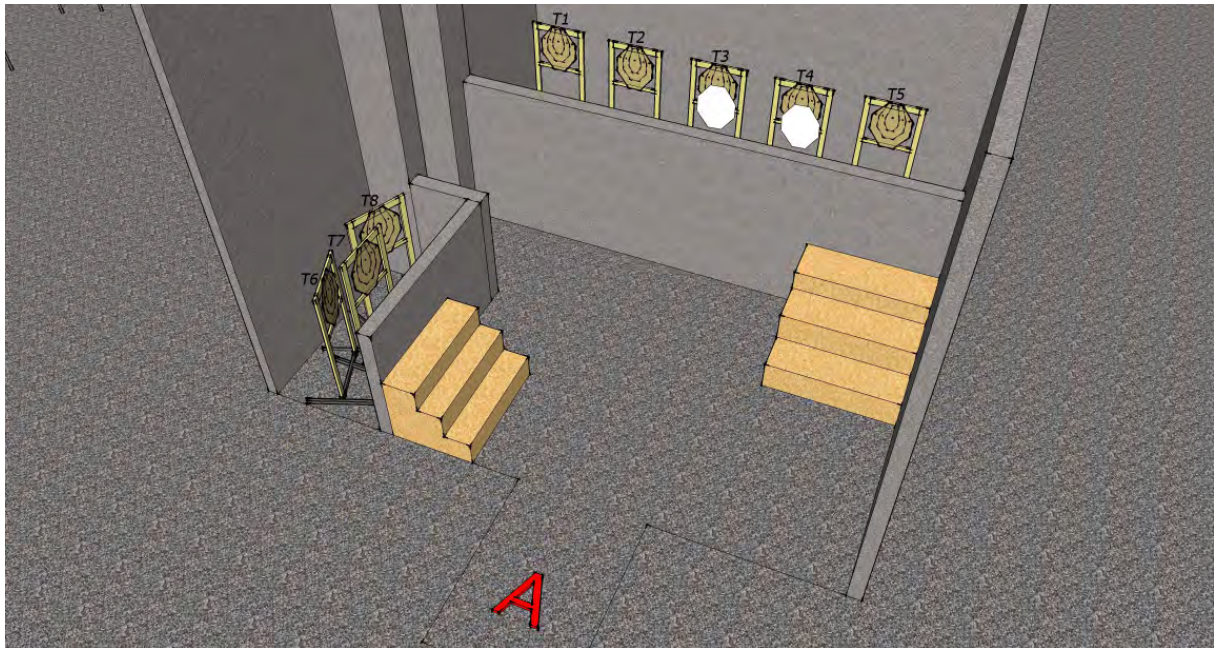


CRO, RO, Help:	
Type of course:	Medium course
Scoring method:	Comstock
Targets:	7 IPSC (partly reduced), 2 plates, some no shoot
Minimum rounds:	16
Maximum points:	80
Start/stop:	Audible signal/last shot fired
Starting position:	Standing at „A“, facing downrange, hands relaxed at side
Gun condition:	Unloaded and holstered (hammer down)
Procedure:	After audible signal engage all targets in any order from within the fault lines. On paper targets best two hits will count, steel must fall to count.
Safe angles of fire:	According to IPSC rules, reduced from above by the height of the backstops.
Penalties:	According to the latest version of the IPSC handgun rules. Please bear in mind that we are on an outdoor shooting range and the muzzle of the gun must never point above the backstop at any time! Doing so will incur a match DQ!
Scoring:	Scoring starts immediately after the shooter. You may nominate a person of your choice to verify your scores, later reclamations will not be accepted.

RO advice (for your information only, do not read out loudly during briefing):

- *Quartermaster hotline (tech support): 0650/725 33 23 (please call as soon as possible if a problem occurs!)*
- *Range Master: 0664/81 921 06*

Stage 10

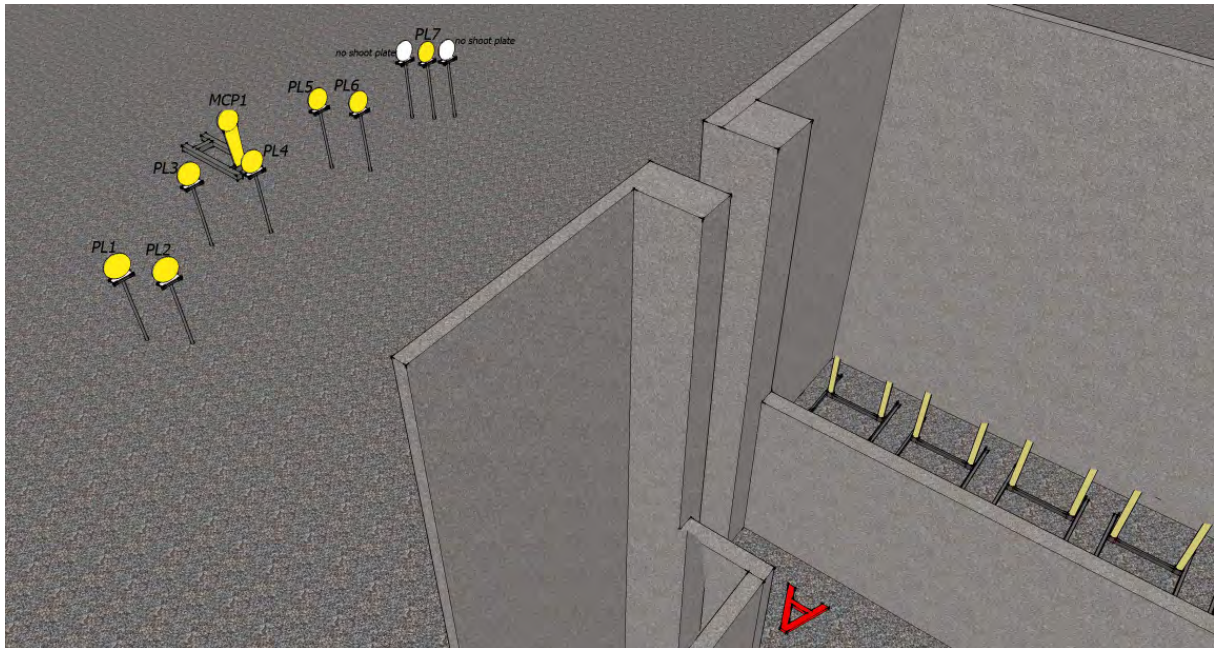


CRO, RO, Help:	
Type of course:	Short course
Scoring method:	Comstock
Targets:	8 IPSC mini (partly reduced), some no shoot
Minimum rounds:	8
Maximum points:	40
Start/stop:	Audible signal/last shot fired
Starting position:	Standing at „A“, facing downrange, hands relaxed at side
Gun condition:	Loaded and holstered
Procedure:	After audible signal engage all targets in any order from within the fault lines. On paper targets best hit will count (one hit per target!).
Safe angles of fire:	According to IPSC rules, reduced from above by the height of the backstops.
Penalties:	According to the latest version of the IPSC handgun rules. Please bear in mind that we are on an outdoor shooting range and the muzzle of the gun must never point above the backstop at any time! Doing so will incur a match DQ!
Scoring:	Scoring starts immediately after the shooter. You may nominate a person of your choice to verify your scores, later reclamations will not be accepted.

RO advice (for your information only, do not read out loudly during briefing):

- *Quartermaster hotline (tech support): 0650/725 33 23 (please call as soon as possible if a problem occurs!)*
- *Range Master: 0664/81 921 06*

Stage 11



CRO, RO, Help:	
Type of course:	Short course
Scoring method:	Comstock
Targets:	7 plates, 1 mini classic popper, some no shoot
Minimum rounds:	8
Maximum points:	40
Start/stop:	Audible signal/last shot fired
Starting position:	Standing at „A“, facing downrange, hands relaxed at side
Gun condition:	Loaded and holstered
Procedure:	After audible signal engage all targets in any order from within the fault lines. Steel must fall to count.
Safe angles of fire:	According to IPSC rules, reduced from above by the height of the backstops.
Penalties:	According to the latest version of the IPSC handgun rules. Please bear in mind that we are on an outdoor shooting range and the muzzle of the gun must never point above the backstop at any time! Doing so will incur a match DQ!
Scoring:	Scoring starts immediately after the shooter. You may nominate a person of your choice to verify your scores, later reclamations will not be accepted.

RO advice (for your information only, do not read out loudly during briefing):

- *Quartermaster hotline (tech support): 0650/725 33 23 (please call as soon as possible if a problem occurs!)*
- *Range Master: 0664/81 921 06*