

OPEN -- Overall Stage Results

SGW Summerstage

Printed August 28, 2011 at 18:58



Stage 1 -- Stage 1

	PTS	TIME	HIT FACTOR	STAGE POINTS	STAGE PERCENT	COMPETITOR # Name
1	77	16.05	4.7975	80.0000	100.00	2300 Volk, Alexander
2	75	16.40	4.5732	76.2591	95.32	107 Schneider, Patrik
3	76	17.90	4.2458	70.8003	88.50	1942 Kraushofer, Roland
4	78	18.90	4.1270	68.8188	86.02	393 Stettin, Andreas
5	76	18.99	4.0021	66.7364	83.42	251 Kraushofer, Gabriele
6	77	19.41	3.9670	66.1515	82.69	1881 Hasenkopf, Burgi
7	75	19.33	3.8800	64.6999	80.87	1770 Praschinger, Edgar
8	75	19.38	3.8700	64.5330	80.67	1792 Steurer, Margit
9	76	20.16	3.7698	62.8633	78.58	623 Schwanneke, Roland
10	63	16.72	3.7679	62.8317	78.54	2301 Volk, Franz
11	73	19.44	3.7551	62.6182	78.27	4660 Fischer, Wilfried
12	74	20.04	3.6926	61.5756	76.97	1838 Fuchs, Anton
13	74	20.25	3.6543	60.9370	76.17	551 Slama, Claus
14	75	20.83	3.6006	60.0408	75.05	21 Angerer, Klaus
15	70	20.08	3.4861	58.1311	72.66	1906 Stampfl, Alois
16	75	21.58	3.4754	57.9541	72.44	2640 Neumeier, Heinrich
17	73	21.16	3.4499	57.5283	71.91	4499 Ranner, Kurt
18	73	22.07	3.3077	55.1563	68.95	2011 Roemiger, Gerhard
19	75	22.70	3.3040	55.0947	68.87	1244 Lennert, Adam
20	75	24.16	3.1043	51.7653	64.71	1796 Leitner, Guenter
21	75	24.20	3.0992	51.6797	64.60	1688 Ilc, Helmut
22	75	24.48	3.0637	51.0886	63.86	20 Barucha, Rudolf
23	78	25.77	3.0268	50.4725	63.09	4508 Nestl Mag., Martin
24	61	20.49	2.9771	49.6435	62.05	1930 Kugler, Wolfgang
25	58	20.13	2.8813	48.0461	60.06	1740 Kreuzer, Kurt
26	61	21.83	2.7943	46.5962	58.25	1826 Leutgeb, Ralph
27	74	26.85	2.7561	45.9581	57.45	1116 Oberaigner, Wolfgang
28	70	26.43	2.6485	44.1647	55.21	4479 Hubmayer, Otto
29	57	21.73	2.6231	43.7411	54.68	4609 Thiess, Josef@thiess.at
30	54	20.95	2.5776	42.9817	53.73	625 Hiebler, Wolfram
31	62	24.46	2.5348	42.2678	52.83	3034 Koenig, Wolfgang
32	56	23.26	2.4076	40.1470	50.18	1901 Ziery, Hannes
33	74	32.02	2.3111	38.5376	48.17	1908 Hermann, Wolfgang
34	58	26.23	2.2112	36.8726	46.09	1797 Schmutzer, Paul
35	69	31.38	2.1989	36.6666	45.83	3050 Juerke, Erwin
36	70	32.94	2.1251	35.4363	44.30	1890 Linduska, Peter
37	42	21.23	1.9783	32.9893	41.24	23 Obregon Gonzalez, Steffen
38	61	30.85	1.9773	32.9723	41.22	2169 Schnurpfeil, Werner

STANDARD -- Overall Stage Results

SGW Summerstage

Printed August 28, 2011 at 18:58



Stage 1 -- Stage 1

	PTS	TIME	HIT FACTOR	STAGE POINTS	STAGE PERCENT	COMPETITOR # Name
1	76	16.40	4.6341	80.0000	100.00	1791 Stranz, Juergen
2	74	17.89	4.1364	71.4071	89.26	1990 Gasparin, Enej
3	73	17.84	4.0919	70.6396	88.30	2661 Ciesielski, Marcin
4	73	18.58	3.9290	67.8262	84.78	2642 Rauscher, Dietmar
5	77	19.73	3.9027	67.3727	84.22	1786 Aigner, Michael
6	76	19.80	3.8384	66.2626	82.83	4549 Batki, Gyoergy
7	73	19.38	3.7668	65.0263	81.28	3578 Batic, Tomaz
8	70	18.65	3.7534	64.7947	80.99	1917 Birner, Thomas
9	77	20.82	3.6984	63.8455	79.81	4477 Strohmayer, Leo
10	80	22.29	3.5891	61.9584	77.45	4647 Szaszi, Csaba
11	76	21.55	3.5267	60.8817	76.10	1809 Kirchweger, Hermann
12	75	21.30	3.5211	60.7858	75.98	1836 Strasser, Elisabeth
13	76	22.34	3.4020	58.7287	73.41	1794 Hoerzinger, Gerhard
14	76	22.47	3.3823	58.3890	72.99	2630 Pfeifer, Dietmar
15	75	22.40	3.3482	57.8008	72.25	1155 Hasenkopf, Robert
16	71	21.27	3.3380	57.6250	72.03	2637 Eisl, Alexander
17	70	21.54	3.2498	56.1013	70.13	2075 Kobal, Valentin
18	77	24.33	3.1648	54.6347	68.29	2668 Fischer, Manfred
19	69	22.23	3.1039	53.5834	66.98	1924 Feitzinger, Patrick
20	69	22.38	3.0831	53.2242	66.53	1165 Gruber, Birgit
21	59	19.29	3.0586	52.8007	66.00	1894 Kamler, Michael
22	69	22.78	3.0290	52.2896	65.36	720 Meyer, Harald
23	79	26.27	3.0072	51.9143	64.89	4355 Brunner, Herbert
24	77	26.57	2.8980	50.0287	62.54	4358 Ecker, Wolfgang
25	78	27.15	2.8729	49.5958	61.99	4659 Sederl, Martin
26	74	26.05	2.8407	49.0393	61.30	3812 Kwiatkowski, Roland
27	74	26.18	2.8266	48.7958	60.99	1978 Muehlbacher, Hubert
28	76	26.98	2.8169	48.6286	60.79	1787 Aigner, Edeltraud
29	78	27.80	2.8058	48.4362	60.55	4489 Janovetz, Robert
30	53	19.12	2.7720	47.8529	59.82	4664 Hutter, Thomas
31	74	26.72	2.7695	47.8096	59.76	4541 Grausgruber, Juergen
32	70	25.41	2.7548	47.5569	59.45	1810 Koller, Hans Georg
33	76	27.74	2.7397	47.2963	59.12	664 Wolfsgruber, Horst
34	74	27.22	2.7186	46.9314	58.66	2666 Habitzl, Wolfgang
35	77	28.37	2.7141	46.8545	58.57	2636 Schmidhofer, Georg
36	78	28.74	2.7140	46.8520	58.56	1874 Geppert, Walter
37	70	26.02	2.6902	46.4420	58.05	2546 Silberschneider, Guenter
38	76	29.58	2.5693	44.3543	55.44	2659 Fischer, Peter
39	72	28.35	2.5397	43.8429	54.80	3310 Sirk, Julius
40	72	28.91	2.4905	42.9937	53.74	4488 Zwettler, Markus
41	61	25.33	2.4082	41.5733	51.97	3326 Huber, Hans
42	54	22.85	2.3632	40.7970	51.00	3813 Wiedl, Thomas

STANDARD -- Overall Stage Results

SGW Summerstage

Printed August 28, 2011 at 18:58



Stage 1 -- Stage 1

	PTS	TIME	HIT FACTOR	STAGE POINTS	STAGE PERCENT	COMPETITOR # Name
43	72	30.73	2.3430	40.4474	50.56	3323 Mueller, Hans
44	76	32.96	2.3058	39.8058	49.76	4359 Weissenbacher, Bernhard
45	59	25.78	2.2886	39.5084	49.39	4507 Nestl-Treiber, Doris
46	71	31.55	2.2504	38.8489	48.56	1778 Andriopoulos, Vasilis
47	64	29.24	2.1888	37.7853	47.23	1902 Fischer, Martin
48	65	30.05	2.1631	37.3413	46.68	2093 Kubusova, Katarina
49	48	22.91	2.0952	36.1690	45.21	1956 Sickinger, Franz
50	57	27.36	2.0833	35.9649	44.96	28 Gruenaug, Gerhard
51	76	38.46	1.9761	34.1134	42.64	2658 Glatter, Wilhelm
52	61	30.96	1.9703	34.0133	42.52	4661 Kaiser, Gerhard
53	57	29.34	1.9427	33.5378	41.92	2685 Baumgartner, Gerhard
54	64	34.72	1.8433	31.8215	39.78	1938 Klawatsch, Josef
55	75	40.74	1.8409	31.7805	39.73	2665 Kaltenberger, Bernhard
56	80	46.29	1.7282	29.8348	37.29	4663 Menzel, Fritz
57	74	43.80	1.6895	29.1661	36.46	4662 KaiserSchwarz, Karin
58	63	46.28	1.3613	23.5000	29.37	4360 Ihm, Roland
59	29	26.35	1.1006	18.9993	23.75	61 Glas, Anton
60	29	44.75	0.6480	11.1873	13.98	1948 Hartmann, Georg
61	19	36.10	0.5263	9.0859	11.36	3891 Karlin, Marcus
62	15	58.42	0.2568	4.4325	5.54	4353 Dodner, Stefan

PRODUCTION -- Overall Stage Results

SGW Summerstage

Printed August 28, 2011 at 18:58



Stage 1 -- Stage 1

	PTS	TIME	HIT FACTOR	STAGE POINTS	STAGE PERCENT	COMPETITOR # Name
1	74	17.52	4.2237	80.0000	100.00	2091 Fedor, Marian
2	76	20.06	3.7886	71.7588	89.70	1893 Rasovic, Bosko
3	72	19.25	3.7403	70.8425	88.55	1773 Reiter, Gerald
4	76	20.38	3.7291	70.6320	88.29	2094 Arlt, Reinhard
5	70	19.11	3.6630	69.3793	86.72	214 Hvalec, Maksimiljan
6	74	20.72	3.5714	67.6448	84.56	2027 Slavko, Brezovnik
7	72	20.55	3.5036	66.3610	82.95	1877 Breitler, Christian
8	66	20.74	3.1823	60.2737	75.34	1561 Kahry, Guenther
9	66	20.98	3.1459	59.5842	74.48	52 Braun, Juergen
10	68	21.64	3.1423	59.5174	74.40	3794 Fischer, Christoph
11	72	24.20	2.9752	56.3520	70.44	4584 Huber, Maximilian
12	70	23.58	2.9686	56.2272	70.28	1837 Ziebart, Friedrich
13	74	27.05	2.7357	51.8152	64.77	3112 Vogel, Michael
14	66	24.30	2.7160	51.4434	64.30	3311 HEIDINGER, Julius
15	74	27.89	2.6533	50.2546	62.82	3369 Lang, Johann
16	74	29.29	2.5265	47.8525	59.82	4483 Kuzmits, Franz
17	76	31.70	2.3975	45.4095	56.76	3583 Kaser, Petra
18	74	30.96	2.3902	45.2713	56.59	4528 Werba, Christian Rolan
19	57	24.38	2.3380	44.2826	55.35	2641 Humar, Martin
20	47	20.44	2.2994	43.5521	54.44	2479 Graner, Christian
21	72	31.48	2.2872	43.3202	54.15	596 Lung, Gerhard
22	59	26.22	2.2502	42.6198	53.27	2383 Horvath, Robert
23	49	23.23	2.1093	39.9521	49.94	3028 Pavlasek, Arthur
24	55	29.51	1.8638	35.3009	44.13	233 Lindner, Fabian
25	72	42.46	1.6957	32.1177	40.15	3365 Reiter, Doris
26	49	30.54	1.6045	30.3892	37.99	3931 Fuchsbichler, Martin
27	53	34.29	1.5456	29.2753	36.59	3573 Martin, Czermak
28	53	34.44	1.5389	29.1478	36.43	597 Lung, Heidrun
29	78	52.33	1.4905	28.2316	35.29	3318 Koppi, Silke
30	43	29.84	1.4410	27.2937	34.12	3793 Gaberscik, Andreas
31	29	28.76	1.0083	19.0986	23.87	116 Pixken, Erwin

OPEN -- Overall Stage Results

SGW Summerstage

Printed August 28, 2011 at 18:58




Stage 2 -- Stage 2

	PTS	TIME	HIT FACTOR	STAGE POINTS	STAGE PERCENT	COMPETITOR # Name
1	150	27.07	5.5412	160.0000	100.00	107 Schneider, Patrik
2	149	30.42	4.8981	141.4308	88.39	2301 Volk, Franz
3	149	30.94	4.8158	139.0538	86.91	1792 Steurer, Margit
4	137	28.72	4.7702	137.7378	86.09	251 Kraushofer, Gabriele
5	145	31.20	4.6474	134.1931	83.87	393 Stettin, Andreas
6	151	32.60	4.6319	133.7446	83.59	23 Obregon Gonzalez, Steffen
7	144	31.43	4.5816	132.2924	82.68	21 Angerer, Klaus
8	144	31.47	4.5758	132.1243	82.58	1942 Kraushofer, Roland
9	144	32.22	4.4693	129.0488	80.66	1881 Hasenkopf, Burgi
10	145	32.87	4.4113	127.3753	79.61	2300 Volk, Alexander
11	152	37.25	4.0805	117.8241	73.64	1930 Kugler, Wolfgang
12	146	36.00	4.0556	117.1028	73.19	2640 Neumeier, Heinrich
13	149	37.13	4.0129	115.8719	72.42	625 Hiebler, Wolfram
14	144	36.15	3.9834	115.0194	71.89	1838 Fuchs, Anton
15	143	36.92	3.8732	111.8385	69.90	1826 Leutgeb, Ralph
16	149	38.80	3.8402	110.8847	69.30	623 Schwanneke, Roland
17	148	38.68	3.8263	110.4822	69.05	551 Slama, Claus
18	135	35.83	3.7678	108.7937	68.00	1770 Praschinger, Edgar
19	138	39.71	3.4752	100.3451	62.72	1740 Kreuzer, Kurt
20	134	38.71	3.4616	99.9536	62.47	20 Barucha, Rudolf
21	148	42.87	3.4523	99.6839	62.30	4609 Thiess,Josef@thiess.at
22	150	43.81	3.4239	98.8633	61.79	1901 Ziery, Hannes
23	128	39.34	3.2537	93.9491	58.72	4660 Fischer, Wilfried
24	147	45.59	3.2244	93.1032	58.19	2011 Roemiger, Gerhard
25	143	44.69	3.1998	92.3938	57.75	4499 Ranner, Kurt
26	144	45.69	3.1517	91.0035	56.88	1244 Lennert, Adam
27	129	41.97	3.0736	88.7499	55.47	1797 Schmutzer, Paul
28	149	49.00	3.0408	87.8026	54.88	1796 Leitner, Guenter
29	127	42.81	2.9666	85.6595	53.54	1906 Stampfl, Alois
30	134	52.89	2.5336	73.1557	45.72	1688 Ilc, Helmut
31	147	58.47	2.5141	72.5941	45.37	4479 Hubmayer, Otto
32	119	48.54	2.4516	70.7887	44.24	4508 Nestl Mag., Martin
33	111	50.88	2.1816	62.9931	39.37	3034 Koenig, Wolfgang
34	131	64.17	2.0415	58.9463	36.84	3050 Juerke, Erwin
35	93	52.36	1.7762	51.2862	32.05	1908 Hermann, Wolfgang
36	138	82.15	1.6799	48.5052	30.32	1890 Linduska, Peter
37	12	84.70	0.1417	4.0909	2.56	2169 Schnurpfeil, Werner
38	0	5.84	0.0000	0.0000	0.00	1116 Oberaigner, Wolfgang

STANDARD -- Overall Stage Results

SGW Summerstage

Printed August 28, 2011 at 18:58




Stage 2 -- Stage 2

	PTS	TIME	HIT FACTOR	STAGE POINTS	STAGE PERCENT	COMPETITOR # Name
1	140	33.25	4.2105	160.0000	100.00	4549 Batki, Gyoergy
2	133	32.66	4.0723	154.7458	96.72	2661 Ciesielski, Marcin
3	134	33.51	3.9988	151.9546	94.97	1990 Gasparin, Enej
4	152	38.19	3.9801	151.2438	94.53	2642 Rauscher, Dietmar
5	145	37.67	3.8492	146.2702	91.42	4477 Strohmayer, Leo
6	151	41.48	3.6403	138.3317	86.46	720 Meyer, Harald
7	131	36.06	3.6328	138.0477	86.28	1791 Stranz, Juergen
8	125	34.50	3.6232	137.6812	86.05	2075 Kobal, Valentin
9	133	37.19	3.5762	135.8967	84.94	1956 Sickinger, Franz
10	142	39.79	3.5687	135.6120	84.76	1924 Feitzinger, Patrick
11	144	42.89	3.3574	127.5822	79.74	1894 Kamler, Michael
12	140	42.42	3.3003	125.4125	78.38	2637 Eisl, Alexander
13	141	42.91	3.2859	124.8660	78.04	1165 Gruber, Birgit
14	138	42.23	3.2678	124.1771	77.61	1809 Kirchweger, Hermann
15	121	37.48	3.2284	122.6788	76.67	4664 Hutter, Thomas
16	125	38.84	3.2183	122.2966	76.44	1917 Birner, Thomas
17	127	40.82	3.1112	118.2263	73.89	1786 Aigner, Michael
18	144	47.13	3.0554	116.1044	72.57	4659 Sederl, Martin
19	146	50.66	2.8820	109.5144	68.45	2636 Schmidhofer, Georg
20	150	53.79	2.7886	105.9676	66.23	2666 Habitzl, Wolfgang
21	128	46.86	2.7315	103.7985	64.87	1794 Hoerzinger, Gerhard
22	128	48.22	2.6545	100.8710	63.04	4541 Grausgruber, Juergen
23	121	46.88	2.5811	98.0802	61.30	4355 Brunner, Herbert
24	136	54.37	2.5014	95.0524	59.41	2668 Fischer, Manfred
25	114	45.95	2.4810	94.2764	58.92	3812 Kwiatkowski, Roland
26	123	51.71	2.3787	90.3887	56.49	1836 Strasser, Elisabeth
27	127	53.53	2.3725	90.1550	56.35	4358 Ecker, Wolfgang
28	128	53.98	2.3712	90.1075	56.32	2685 Baumgartner, Gerhard
29	112	50.22	2.2302	84.7471	52.97	1978 Muehlbacher, Hubert
30	126	56.87	2.2156	84.1920	52.62	2093 Kubusova, Katarina
31	126	57.22	2.2020	83.6770	52.30	1787 Aigner, Edeltraud
32	121	55.65	2.1743	82.6235	51.64	664 Wolfsgruber, Horst
33	135	64.11	2.1058	80.0187	50.01	4489 Janovetz, Robert
34	123	59.39	2.0711	78.7001	49.19	3310 Sirk, Julius
35	115	55.77	2.0620	78.3575	48.97	1778 Andriopoulos, Vasilis
36	114	55.76	2.0445	77.6901	48.56	4647 Szaszi, Csaba
37	119	61.61	1.9315	73.3972	45.87	61 Glas, Anton
38	66	35.61	1.8534	70.4296	44.02	1810 Koller, Hans Georg
39	93	50.33	1.8478	70.2166	43.89	3813 Wiedl, Thomas
40	64	34.87	1.8354	69.7448	43.59	1155 Hasenkopf, Robert
41	130	71.46	1.8192	69.1296	43.21	4360 Ihm, Roland
42	89	50.97	1.7461	66.3528	41.47	3326 Huber, Hans

STANDARD -- Overall Stage Results

SGW Summerstage

Printed August 28, 2011 at 18:58




Stage 2 -- Stage 2

	PTS	TIME	HIT FACTOR	STAGE POINTS	STAGE PERCENT	COMPETITOR # Name
43	126	72.63	1.7348	65.9232	41.20	2659 Fischer, Peter
44	112	66.37	1.6875	64.1254	40.08	1874 Geppert, Walter
45	105	62.88	1.6698	63.4542	39.66	28 Gruenaug, Gerhard
46	94	58.02	1.6201	61.5650	38.48	2546 Silberschneider, Guenter
47	106	71.47	1.4831	56.3593	35.22	4359 Weissenbacher, Bernhard
48	74	51.84	1.4275	54.2438	33.90	4488 Zwettler, Markus
49	149	105.90	1.4070	53.4655	33.42	2658 Glatter, Wilhelm
50	83	59.77	1.3887	52.7689	32.98	1938 Klawatsch, Josef
51	81	62.06	1.3052	49.5972	31.00	1902 Fischer, Martin
52	122	95.49	1.2776	48.5496	30.34	4663 Menzel, Fritz
53	55	44.42	1.2382	47.0509	29.41	3578 Batic, Tomaz
54	83	70.43	1.1785	44.7820	27.99	3323 Mueller, Hans
55	66	60.81	1.0853	41.2432	25.78	4661 Kaiser, Gerhard
56	78	80.59	0.9679	36.7788	22.99	4353 Dodner, Stefan
57	84	87.66	0.9582	36.4134	22.76	1948 Hartmann, Georg
58	49	58.00	0.8448	32.1034	20.06	4507 Nestl-Treiber, Doris
59	73	87.00	0.8391	31.8851	19.93	3891 Karlin, Marcus
60	57	82.31	0.6925	26.3152	16.45	4662 KaiserSchwarz, Karin
61	0	92.78	0.0000	0.0000	0.00	2665 Kaltenberger, Bernhard
62	0	23.31	0.0000	0.0000	0.00	2630 Pfeifer, Dietmar

PRODUCTION -- Overall Stage Results

SGW Summerstage

Printed August 28, 2011 at 18:58



Stage 2 -- Stage 2

	PTS	TIME	HIT FACTOR	STAGE POINTS	STAGE PERCENT	COMPETITOR # Name
1	130	29.89	4.3493	160.0000	100.00	2091 Fedor, Marian
2	148	34.43	4.2986	158.1347	98.83	2027 Slavko, Brezovnik
3	144	34.05	4.2291	155.5779	97.24	1773 Reiter, Gerald
4	132	33.60	3.9286	144.5231	90.33	2641 Humar, Martin
5	150	40.74	3.6819	135.4481	84.66	214 Hvalec, Maksimiljan
6	138	43.14	3.1989	117.6797	73.55	1893 Rasovic, Bosko
7	123	40.74	3.0191	111.0674	69.42	2094 Arlt, Reinhard
8	120	42.16	2.8463	104.7088	65.44	52 Braun, Juergen
9	136	50.38	2.6995	99.3078	62.07	3369 Lang, Johann
10	138	51.30	2.6901	98.9610	61.85	1837 Ziebart, Friedrich
11	134	54.27	2.4691	90.8338	56.77	2383 Horvath, Robert
12	104	43.37	2.3980	88.2158	55.13	3028 Pavlasek, Arthur
13	108	47.27	2.2847	84.0506	52.53	596 Lung, Gerhard
14	124	55.09	2.2509	82.8040	51.75	3583 Kaser, Petra
15	129	59.65	2.1626	79.5576	49.72	4483 Kuzmits, Franz
16	89	41.23	2.1586	79.4107	49.63	3794 Fischer, Christoph
17	142	67.78	2.0950	77.0707	48.17	3112 Vogel, Michael
18	124	60.76	2.0408	75.0769	46.92	4528 Werba, Christian Rolan
19	109	54.73	1.9916	73.2662	45.79	116 Pixken, Erwin
20	92	47.94	1.9191	70.5980	44.12	1877 Breitler, Christian
21	85	45.00	1.8889	69.4879	43.43	3793 Gaberscik, Andreas
22	101	57.71	1.7501	64.3832	40.24	4584 Huber, Maximilian
23	107	61.81	1.7311	63.6836	39.80	3311 HEIDINGER, Julius
24	85	52.54	1.6178	59.5157	37.20	2479 Graner, Christian
25	124	77.39	1.6023	58.9440	36.84	3365 Reiter, Doris
26	108	81.34	1.3278	48.8452	30.53	3573 Martin, Czermak
27	68	55.04	1.2355	45.4499	28.41	3931 Fuchsbichler, Martin
28	79	65.77	1.2012	44.1877	27.62	597 Lung, Heidrun
29	97	84.88	1.1428	42.0406	26.28	233 Lindner, Fabian
30	86	95.80	0.8977	33.0244	20.64	3318 Koppi, Silke
31	36	42.86	0.8399	30.8996	19.31	1561 Kahry, Guenther

OPEN -- Overall Stage Results

SGW Summerstage

Printed August 28, 2011 at 18:58



Stage 3 -- Stage 3

	PTS	TIME	HIT FACTOR	STAGE POINTS	STAGE PERCENT	COMPETITOR # Name
1	34	5.66	6.0071	40.0000	100.00	251 Kraushofer, Gabriele
2	29	5.33	5.4409	36.2300	90.57	107 Schneider, Patrik
3	32	5.91	5.4146	36.0545	90.14	21 Angerer, Klaus
4	36	7.38	4.8780	32.4821	81.21	551 Slama, Claus
5	29	6.23	4.6549	30.9961	77.49	2300 Volk, Alexander
6	31	6.67	4.6477	30.9481	77.37	23 Obregon Gonzalez, Steffen
7	34	7.39	4.6008	30.6360	76.59	1792 Steurer, Margit
8	31	7.91	3.9191	26.0965	65.24	623 Schwanneke, Roland
9	29	7.58	3.8259	25.4757	63.69	625 Hiebler, Wolfram
10	34	9.75	3.4872	23.2205	58.05	20 Barucha, Rudolf
11	32	9.56	3.3473	22.2889	55.72	1881 Hasenkopf, Burgi
12	30	9.17	3.2715	21.7846	54.46	1826 Leutgeb, Ralph
13	22	6.83	3.2211	21.4486	53.62	393 Stettin, Andreas
14	26	8.30	3.1325	20.8590	52.15	1770 Praschinger, Edgar
15	35	11.51	3.0408	20.2484	50.62	4499 Ranner, Kurt
16	35	11.61	3.0146	20.0740	50.18	1930 Kugler, Wolfgang
17	29	9.66	3.0021	19.9903	49.98	1244 Lennert, Adam
18	35	11.79	2.9686	19.7675	49.42	1740 Kreuzer, Kurt
19	35	11.88	2.9461	19.6177	49.04	1942 Kraushofer, Roland
20	33	11.37	2.9024	19.3264	48.32	2640 Neumeier, Heinrich
21	34	11.97	2.8404	18.9140	47.28	2011 Roemiger, Gerhard
22	22	7.80	2.8205	18.7813	46.95	1906 Stampfl, Alois
23	31	11.17	2.7753	18.4802	46.20	3034 Koenig, Wolfgang
24	24	9.66	2.4845	16.5437	41.36	1838 Fuchs, Anton
25	31	12.52	2.4760	16.4875	41.22	2301 Volk, Franz
26	33	13.57	2.4318	16.1932	40.48	1688 Ilc, Helmut
27	21	8.64	2.4306	16.1846	40.46	1901 Ziery, Hannes
28	22	9.95	2.2111	14.7230	36.81	1797 Schmutzer, Paul
29	36	19.36	1.8595	12.3821	30.96	4479 Hubmayer, Otto
30	16	9.15	1.7486	11.6438	29.11	4609 Thiess, Josef@thiess.at
31	19	12.03	1.5794	10.5168	26.29	1116 Oberaigner, Wolfgang
32	9	6.51	1.3825	9.2057	23.01	4660 Fischer, Wilfried
33	30	24.70	1.2146	8.0876	20.22	1890 Linduska, Peter
34	0	13.16	0.0000	0.0000	0.00	2169 Schnurpfeil, Werner
35	0	11.97	0.0000	0.0000	0.00	1908 Hermann, Wolfgang
36	0	9.97	0.0000	0.0000	0.00	4508 Nestl Mag., Martin
37	0	18.79	0.0000	0.0000	0.00	3050 Juerke, Erwin
38	0	7.33	0.0000	0.0000	0.00	1796 Leitner, Guenter

STANDARD -- Overall Stage Results

SGW Summerstage

Printed August 28, 2011 at 18:58



Stage 3 -- Stage 3

	PTS	TIME	HIT FACTOR	STAGE POINTS	STAGE PERCENT	COMPETITOR # Name
1	30	6.94	4.3228	40.0000	100.00	1791 Stranz, Juergen
2	35	8.15	4.2945	39.7382	99.35	3578 Batic, Tomaz
3	33	7.87	4.1931	38.8005	97.00	2661 Ciesielski, Marcin
4	28	7.28	3.8462	35.5897	88.97	1956 Sickinger, Franz
5	37	9.85	3.7563	34.7587	86.90	4549 Batki, Gyoergy
6	36	9.82	3.6660	33.9226	84.81	720 Meyer, Harald
7	32	9.23	3.4670	32.0809	80.20	1990 Gasparin, Enej
8	32	9.49	3.3720	31.2020	78.00	3323 Mueller, Hans
9	32	9.59	3.3368	30.8766	77.19	2630 Pfeifer, Dietmar
10	31	9.79	3.1665	29.3006	73.25	1917 Birner, Thomas
11	31	10.23	3.0303	28.0404	70.10	1155 Hasenkopf, Robert
12	25	8.65	2.8902	26.7437	66.86	1794 Hoerzinger, Gerhard
13	35	12.15	2.8807	26.6557	66.64	2642 Rauscher, Dietmar
14	31	11.07	2.8004	25.9127	64.78	1874 Geppert, Walter
15	33	12.23	2.6983	24.9681	62.42	1786 Aigner, Michael
16	30	11.73	2.5575	23.6658	59.16	1978 Muehlbacher, Hubert
17	29	11.72	2.4744	22.8965	57.24	1787 Aigner, Edeltraud
18	33	13.42	2.4590	22.7541	56.89	2668 Fischer, Manfred
19	29	11.95	2.4268	22.4558	56.14	1809 Kirchweger, Hermann
20	35	14.98	2.3364	21.6199	54.05	1924 Feitzinger, Patrick
21	32	13.71	2.3341	21.5979	53.99	2636 Schmidhofer, Georg
22	38	17.17	2.2132	20.4791	51.20	4360 Ihm, Roland
23	13	5.91	2.1997	20.3542	50.89	1894 Kamler, Michael
24	19	8.65	2.1965	20.3252	50.81	1165 Gruber, Birgit
25	24	11.55	2.0779	19.2277	48.07	2093 Kubusova, Katarina
26	26	12.76	2.0376	18.8548	47.14	1938 Klawatsch, Josef
27	20	10.12	1.9763	18.2872	45.72	4477 Strohmayer, Leo
28	20	10.59	1.8886	17.4756	43.69	3812 Kwiatkowski, Roland
29	18	9.98	1.8036	16.6894	41.72	1836 Strasser, Elisabeth
30	34	18.88	1.8008	16.6638	41.66	2658 Glatte, Wilhelm
31	24	13.34	1.7991	16.6477	41.62	4541 Grausgruber, Juergen
32	24	13.36	1.7964	16.6228	41.56	61 Glas, Anton
33	17	9.82	1.7312	16.0190	40.05	1810 Koller, Hans Georg
34	17	10.36	1.6409	15.1840	37.96	3813 Wiedl, Thomas
35	20	12.27	1.6300	15.0829	37.71	3326 Huber, Hans
36	30	18.95	1.5831	14.6491	36.62	2666 Habitzl, Wolfgang
37	32	20.86	1.5340	14.1950	35.49	4489 Janovetz, Robert
38	17	11.52	1.4757	13.6551	34.14	2685 Baumgartner, Gerhard
39	20	13.74	1.4556	13.4692	33.67	4488 Zwettler, Markus
40	18	12.96	1.3889	12.8519	32.13	2665 Kaltenberger, Bernhard
41	28	20.23	1.3841	12.8074	32.02	2659 Fischer, Peter
42	26	19.92	1.3052	12.0776	30.19	4661 Kaiser, Gerhard

STANDARD -- Overall Stage Results

SGW Summerstage

Printed August 28, 2011 at 18:58



Stage 3 -- Stage 3

PTS	TIME	HIT FACTOR	STAGE POINTS	STAGE PERCENT	COMPETITOR #	Name
43	11	8.54	1.2881	11.9188	29.80	2075 Kobal, Valentin
44	19	15.40	1.2338	11.4164	28.54	1778 Andriopoulos, Vasilis
45	13	11.07	1.1743	10.8666	27.17	3891 Karlin, Marcus
46	14	15.54	0.9009	8.3363	20.84	664 Wolfsgruber, Horst
47	22	25.70	0.8560	7.9211	19.80	4663 Menzel, Fritz
48	11	17.77	0.6190	5.7280	14.32	2546 Silberschneider, Guenter
49	4	11.83	0.3381	3.1288	7.82	28 Gruenaug, Gerhard
50	2	13.33	0.1500	1.3883	3.47	4647 Szaszi, Csaba
51	1	16.36	0.0611	0.5656	1.41	4659 Sederl, Martin
52	1	36.59	0.0273	0.2529	0.63	1948 Hartmann, Georg
53	0	12.11	0.0000	0.0000	0.00	3310 Sirk, Julius
54	0	12.81	0.0000	0.0000	0.00	4358 Ecker, Wolfgang
55	0	9.74	0.0000	0.0000	0.00	4664 Hutter, Thomas
56	0	15.72	0.0000	0.0000	0.00	1902 Fischer, Martin
57	0	12.28	0.0000	0.0000	0.00	4507 Nestl-Treiber, Doris
58	0	15.53	0.0000	0.0000	0.00	4353 Dodner, Stefan
59	0	12.58	0.0000	0.0000	0.00	4359 Weissenbacher, Bernhard
60	0	14.20	0.0000	0.0000	0.00	4662 KaiserSchwarz, Karin
61	0	7.87	0.0000	0.0000	0.00	4355 Brunner, Herbert
62	0	7.96	0.0000	0.0000	0.00	2637 Eisl, Alexander

PRODUCTION -- Overall Stage Results

SGW Summerstage

Printed August 28, 2011 at 18:58



Stage 3 -- Stage 3

	PTS	TIME	HIT FACTOR	STAGE POINTS	STAGE PERCENT	COMPETITOR # Name
1	24	5.85	4.1026	40.0000	100.00	2641 Humar, Martin
2	32	9.03	3.5437	34.5515	86.38	3794 Fischer, Christoph
3	28	8.06	3.4739	33.8710	84.68	2027 Slavko, Brezovnik
4	26	7.49	3.4713	33.8451	84.61	214 Hvalec, Maksimiljan
5	32	10.09	3.1715	30.9217	77.30	4584 Huber, Maximilian
6	24	7.78	3.0848	30.0771	75.19	2091 Fedor, Marian
7	20	6.80	2.9412	28.6765	71.69	1893 Rasovic, Bosko
8	28	9.85	2.8426	27.7157	69.29	1877 Breitler, Christian
9	26	9.42	2.7601	26.9108	67.28	2479 Graner, Christian
10	30	12.08	2.4834	24.2136	60.53	116 Pixken, Erwin
11	28	13.67	2.0483	19.9707	49.93	3369 Lang, Johann
12	24	12.69	1.8913	18.4397	46.10	4483 Kuzmits, Franz
13	18	9.84	1.8293	17.8354	44.59	52 Braun, Juergen
14	22	13.15	1.6730	16.3118	40.78	2094 Arlt, Reinhard
15	11	7.85	1.4013	13.6624	34.16	1837 Ziebart, Friedrich
16	11	8.17	1.3464	13.1273	32.82	1773 Reiter, Gerald
17	26	19.67	1.3218	12.8876	32.22	3583 Kaser, Petra
18	13	10.97	1.1851	11.5542	28.89	596 Lung, Gerhard
19	28	27.63	1.0134	9.8806	24.70	3311 HEIDINGER, Julius
20	11	11.25	0.9778	9.5333	23.83	3573 Martin, Czermak
21	16	17.49	0.9148	8.9194	22.30	3931 Fuchsbichler, Martin
22	26	35.05	0.7418	7.2325	18.08	3365 Reiter, Doris
23	11	24.80	0.4435	4.3246	10.81	2383 Horvath, Robert
24	5	36.93	0.1354	1.3201	3.30	3318 Koppi, Silke
25	1	9.36	0.1068	1.0417	2.60	3112 Vogel, Michael
26	0	11.85	0.0000	0.0000	0.00	4528 Werba, Christian Rolan
27	0	7.68	0.0000	0.0000	0.00	1561 Kahry, Guenther
28	0	13.96	0.0000	0.0000	0.00	3793 Gaberscik, Andreas
29	0	23.38	0.0000	0.0000	0.00	597 Lung, Heidrun
30	0	8.44	0.0000	0.0000	0.00	233 Lindner, Fabian
31	0	6.85	0.0000	0.0000	0.00	3028 Pavlasek, Arthur

OPEN -- Overall Stage Results

SGW Summerstage

Printed August 28, 2011 at 18:58



Stage 4 -- Stage 4

	PTS	TIME	HIT FACTOR	STAGE POINTS	STAGE PERCENT	COMPETITOR # Name
1	41	8.64	4.7454	45.0000	100.00	2301 Volk, Franz
2	43	9.83	4.3744	41.4818	92.18	1942 Kraushofer, Roland
3	42	9.65	4.3523	41.2728	91.72	393 Stettin, Andreas
4	42	10.60	3.9623	37.5739	83.50	21 Angerer, Klaus
5	43	11.52	3.7326	35.3963	78.66	4508 Nestl Mag., Martin
6	41	12.47	3.2879	31.1788	69.29	1881 Hasenkopf, Burgi
7	39	12.04	3.2392	30.7171	68.26	2300 Volk, Alexander
8	40	12.74	3.1397	29.7737	66.16	623 Schwanneke, Roland
9	38	12.21	3.1122	29.5128	65.58	1688 Ilc, Helmut
10	39	13.13	2.9703	28.1671	62.59	23 Obregon Gonzalez, Steffen
11	42	14.52	2.8926	27.4300	60.96	1797 Schmutzer, Paul
12	39	13.51	2.8868	27.3748	60.83	251 Kraushofer, Gabriele
13	37	12.96	2.8549	27.0732	60.16	2640 Neumeier, Heinrich
14	40	14.59	2.7416	25.9984	57.77	1826 Leutgeb, Ralph
15	39	14.41	2.7065	25.6651	57.03	1930 Kugler, Wolfgang
16	38	14.22	2.6723	25.3412	56.31	1796 Leitner, Guenter
17	38	15.21	2.4984	23.6917	52.65	1244 Lennert, Adam
18	43	17.31	2.4841	23.5567	52.35	1116 Oberaigner, Wolfgang
19	43	17.93	2.3982	22.7421	50.54	2011 Roemiger, Gerhard
20	37	15.86	2.3329	22.1228	49.16	20 Barucha, Rudolf
21	39	16.86	2.3132	21.9356	48.75	1838 Fuchs, Anton
22	35	15.64	2.2379	21.2214	47.16	1792 Steurer, Margit
23	35	15.74	2.2236	21.0866	46.86	1770 Praschinger, Edgar
24	44	20.67	2.1287	20.1862	44.86	1906 Stampfl, Alois
25	37	17.60	2.1023	19.9357	44.30	107 Schneider, Patrik
26	36	19.54	1.8424	17.4711	38.82	4660 Fischer, Wilfried
27	41	26.88	1.5253	14.4643	32.14	1890 Linduska, Peter
28	30	20.69	1.4500	13.7500	30.56	1740 Kreuzer, Kurt
29	25	18.40	1.3587	12.8844	28.63	4609 Thiess,Josef@thiess.at
30	25	19.90	1.2563	11.9132	26.47	625 Hiebler, Wolfram
31	28	26.51	1.0562	10.0159	22.26	1901 Ziery, Hannes
32	21	22.57	0.9304	8.8233	19.61	551 Slama, Claus
33	18	20.18	0.8920	8.4585	18.80	4499 Ranner, Kurt
34	21	24.55	0.8554	8.1117	18.03	2169 Schnurpfeil, Werner
35	27	34.46	0.7835	7.4300	16.51	3034 Koenig, Wolfgang
36	0	4.71	0.0000	0.0000	0.00	3050 Juerke, Erwin
37	0	23.63	0.0000	0.0000	0.00	1908 Hermann, Wolfgang
38	0	18.09	0.0000	0.0000	0.00	4479 Hubmayer, Otto

STANDARD -- Overall Stage Results

SGW Summerstage

Printed August 28, 2011 at 18:58



Stage 4 -- Stage 4

	PTS	TIME	HIT FACTOR	STAGE POINTS	STAGE PERCENT	COMPETITOR # Name
1	40	8.30	4.8193	45.0000	100.00	1791 Stranz, Juergen
2	44	9.65	4.5596	42.5751	94.61	4549 Batki, Gyoergy
3	41	11.06	3.7071	34.6146	76.92	4664 Hutter, Thomas
4	42	11.38	3.6907	34.4618	76.58	1917 Birner, Thomas
5	40	12.02	3.3278	31.0732	69.05	2637 Eisl, Alexander
6	41	12.85	3.1907	29.7928	66.21	1990 Gasparin, Enej
7	37	11.63	3.1814	29.7066	66.01	1810 Koller, Hans Georg
8	42	13.32	3.1532	29.4426	65.43	2630 Pfeifer, Dietmar
9	41	13.12	3.1250	29.1797	64.84	720 Meyer, Harald
10	45	15.07	2.9861	27.8824	61.96	2075 Kobal, Valentin
11	41	14.05	2.9181	27.2482	60.55	4659 Sederl, Martin
12	40	14.90	2.6846	25.0671	55.70	2642 Rauscher, Dietmar
13	37	14.29	2.5892	24.1769	53.73	4477 Strohmayer, Leo
14	43	17.00	2.5294	23.6184	52.49	3812 Kwiatkowski, Roland
15	41	16.28	2.5184	23.5158	52.26	3326 Huber, Hans
16	42	16.96	2.4764	23.1235	51.39	2666 Habitzl, Wolfgang
17	42	17.21	2.4404	22.7876	50.64	1155 Hasenkopf, Robert
18	41	17.20	2.3837	22.2580	49.46	1836 Strasser, Elisabeth
19	39	16.39	2.3795	22.2186	49.37	1956 Sickinger, Franz
20	39	16.83	2.3173	21.6377	48.08	1786 Aigner, Michael
21	43	19.69	2.1838	20.3917	45.31	1794 Hoerzinger, Gerhard
22	38	17.52	2.1689	20.2526	45.01	4355 Brunner, Herbert
23	37	17.66	2.0951	19.5633	43.47	3813 Wiedl, Thomas
24	37	18.03	2.0521	19.1618	42.58	3323 Mueller, Hans
25	33	16.55	1.9940	18.6186	41.37	1924 Feitzinger, Patrick
26	41	20.62	1.9884	18.5663	41.26	664 Wolfsgruber, Horst
27	41	21.15	1.9385	18.1011	40.22	1894 Kamler, Michael
28	35	18.19	1.9241	17.9666	39.93	2685 Baumgartner, Gerhard
29	34	18.38	1.8498	17.2729	38.38	1809 Kirchweger, Hermann
30	37	20.05	1.8454	17.2313	38.29	1978 Muehlbacher, Hubert
31	38	22.39	1.6972	15.8475	35.22	1787 Aigner, Edeltraud
32	31	18.53	1.6730	15.6213	34.71	2665 Kaltenberger, Bernhard
33	31	18.59	1.6676	15.5709	34.60	3578 Batic, Tomaz
34	42	25.81	1.6273	15.1947	33.77	4358 Ecker, Wolfgang
35	27	17.03	1.5854	14.8040	32.90	4647 Szaszi, Csaba
36	40	25.59	1.5631	14.5955	32.43	2636 Schmidhofer, Georg
37	29	19.07	1.5207	14.1997	31.55	1902 Fischer, Martin
38	24	16.96	1.4151	13.2134	29.36	2546 Silberschneider, Guenter
39	29	20.77	1.3962	13.0374	28.97	4488 Zwettler, Markus
40	18	13.16	1.3678	12.7717	28.38	2661 Ciesielski, Marcin
41	28	20.51	1.3652	12.7474	28.33	4359 Weissenbacher, Bernhard
42	39	28.64	1.3617	12.7152	28.26	1938 Klawatsch, Josef

STANDARD -- Overall Stage Results

SGW Summerstage

Printed August 28, 2011 at 18:58



Stage 4 -- Stage 4

	PTS	TIME	HIT FACTOR	STAGE POINTS	STAGE PERCENT	COMPETITOR # Name
43	35	26.94	1.2992	12.1311	26.96	4663 Menzel, Fritz
44	27	22.46	1.2021	11.2250	24.94	1165 Gruber, Birgit
45	22	19.41	1.1334	10.5835	23.52	4507 Nestl-Treiber, Doris
46	33	30.41	1.0852	10.1328	22.52	61 Glas, Anton
47	25	24.59	1.0167	9.4932	21.10	3310 Sirk, Julius
48	25	24.80	1.0081	9.4128	20.92	2668 Fischer, Manfred
49	27	26.85	1.0056	9.3897	20.87	4489 Janovetz, Robert
50	29	29.91	0.9696	9.0534	20.12	4661 Kaiser, Gerhard
51	31	32.50	0.9538	8.9065	19.79	28 Gruenaug, Gerhard
52	35	36.76	0.9521	8.8904	19.76	2658 Glatte, Wilhelm
53	14	16.15	0.8669	8.0944	17.99	4541 Grausgruber, Juergen
54	29	37.98	0.7636	7.1297	15.84	1778 Andriopoulos, Vasilis
55	23	35.09	0.6555	6.1203	13.60	1874 Geppert, Walter
56	20	36.78	0.5438	5.0775	11.28	4360 Ihm, Roland
57	10	30.18	0.3313	3.0939	6.88	2093 Kubusova, Katarina
58	6	22.64	0.2650	2.4746	5.50	4353 Dodner, Stefan
59	3	16.90	0.1775	1.6575	3.68	3891 Karlin, Marcus
60	0	34.99	0.0000	0.0000	0.00	2659 Fischer, Peter
61	0	49.55	0.0000	0.0000	0.00	4662 KaiserSchwarz, Karin
62	0	44.31	0.0000	0.0000	0.00	1948 Hartmann, Georg

PRODUCTION -- Overall Stage Results

SGW Summerstage

Printed August 28, 2011 at 18:58



Stage 4 -- Stage 4

	PTS	TIME	HIT FACTOR	STAGE POINTS	STAGE PERCENT	COMPETITOR # Name
1	41	10.55	3.8863	45.0000	100.00	1773 Reiter, Gerald
2	37	10.70	3.4579	40.0405	88.98	2091 Fedor, Marian
3	39	12.50	3.1200	36.1273	80.28	2641 Humar, Martin
4	37	12.07	3.0655	35.4957	78.88	2027 Slavko, Brezovnik
5	33	11.41	2.8922	33.4896	74.42	3794 Fischer, Christoph
6	41	15.19	2.6991	31.2541	69.45	1893 Rasovic, Bosko
7	39	14.53	2.6841	31.0799	69.07	1561 Kahry, Guenther
8	41	15.89	2.5802	29.8773	66.39	4584 Huber, Maximilian
9	39	15.32	2.5457	29.4772	65.50	3793 Gaberscik, Andreas
10	41	16.18	2.5340	29.3418	65.20	3028 Pavlasek, Arthur
11	41	16.57	2.4744	28.6512	63.67	2094 Arlt, Reinhard
12	27	12.02	2.2463	26.0100	57.80	1877 Breitler, Christian
13	39	17.60	2.2159	25.6586	57.02	3369 Lang, Johann
14	35	15.80	2.2152	25.6503	57.00	52 Braun, Juergen
15	39	18.42	2.1173	24.5164	54.48	1837 Ziebart, Friedrich
16	41	19.76	2.0749	24.0258	53.39	4528 Werba, Christian Rolan
17	39	18.88	2.0657	23.9190	53.15	3931 Fuchsbichler, Martin
18	33	16.79	1.9655	22.7585	50.57	2479 Graner, Christian
19	37	20.60	1.7961	20.7977	46.22	3112 Vogel, Michael
20	27	17.06	1.5826	18.3259	40.72	214 Hvalec, Maksimiljan
21	41	27.84	1.4727	17.0528	37.90	4483 Kuzmits, Franz
22	39	26.71	1.4601	16.9072	37.57	3365 Reiter, Doris
23	24	19.12	1.2552	14.5346	32.30	2383 Horvath, Robert
24	33	27.35	1.2066	13.9713	31.05	3583 Kaser, Petra
25	31	33.04	0.9383	10.8643	24.14	3311 HEIDINGER, Julius
26	18	31.10	0.5788	6.7018	14.89	596 Lung, Gerhard
27	3	21.06	0.1425	1.6495	3.67	233 Lindner, Fabian
28	1	17.51	0.0571	0.6613	1.47	3573 Martin, Czermak
29	0	17.79	0.0000	0.0000	0.00	597 Lung, Heidrun
30	0	37.33	0.0000	0.0000	0.00	3318 Koppi, Silke
31	0	38.83	0.0000	0.0000	0.00	116 Pixken, Erwin

OPEN -- Overall Stage Results

SGW Summerstage

Printed August 28, 2011 at 18:58



Stage 5 -- Stage 5

	PTS	TIME	HIT FACTOR	STAGE POINTS	STAGE PERCENT	COMPETITOR # Name
1	70	11.91	5.8774	70.0000	100.00	1942 Kraushofer, Roland
2	65	11.18	5.8140	69.2442	98.92	2301 Volk, Franz
3	62	11.14	5.5655	66.2855	94.69	107 Schneider, Patrik
4	67	12.55	5.3386	63.5833	90.83	393 Stettin, Andreas
5	66	12.72	5.1887	61.7972	88.28	251 Kraushofer, Gabriele
6	60	12.03	4.9875	59.4015	84.86	23 Obregon Gonzalez, Steffen
7	62	13.20	4.6970	55.9409	79.92	1792 Steurer, Margit
8	66	14.31	4.6122	54.9308	78.47	1930 Kugler, Wolfgang
9	66	14.55	4.5361	54.0247	77.18	1826 Leutgeb, Ralph
10	60	13.45	4.4610	53.1301	75.90	551 Slama, Claus
11	61	13.85	4.4043	52.4556	74.94	1770 Praschinger, Edgar
12	63	14.60	4.3151	51.3925	73.42	623 Schwanneke, Roland
13	64	14.94	4.2838	51.0201	72.89	625 Hiebler, Wolfram
14	51	11.97	4.2607	50.7444	72.49	2300 Volk, Alexander
15	68	16.16	4.2079	50.1163	71.59	20 Barucha, Rudolf
16	63	15.05	4.1860	49.8558	71.22	1838 Fuchs, Anton
17	64	15.30	4.1830	49.8196	71.17	1906 Stampfl, Alois
18	63	15.25	4.1311	49.2020	70.29	4508 Nestl Mag., Martin
19	64	15.51	4.1264	49.1451	70.21	1796 Leitner, Guenter
20	60	15.43	3.8885	46.3124	66.16	1688 Ilc, Helmut
21	63	16.54	3.8089	45.3646	64.81	2640 Neumeier, Heinrich
22	49	12.89	3.8014	45.2746	64.68	1881 Hasenkopf, Burgi
23	51	13.43	3.7975	45.2279	64.61	21 Angerer, Klaus
24	62	17.90	3.4637	41.2525	58.93	1901 Ziery, Hannes
25	63	18.24	3.4539	41.1365	58.77	2011 Roemiger, Gerhard
26	53	15.55	3.4084	40.5936	57.99	4660 Fischer, Wilfried
27	53	15.94	3.3250	39.6004	56.57	4499 Ranner, Kurt
28	67	20.39	3.2859	39.1354	55.91	4479 Hubmayer, Otto
29	53	17.92	2.9576	35.2249	50.32	1740 Kreuzer, Kurt
30	65	22.68	2.8660	34.1336	48.76	1244 Lennert, Adam
31	64	22.46	2.8495	33.9377	48.48	3050 Juerke, Erwin
32	54	19.30	2.7979	33.3233	47.60	1116 Oberaigner, Wolfgang
33	50	18.32	2.7293	32.5055	46.44	1908 Hermann, Wolfgang
34	36	16.67	2.1596	25.7205	36.74	4609 Thiess, Josef@thiess.at
35	40	19.38	2.0640	24.5820	35.12	1797 Schmutzer, Paul
36	51	27.97	1.8234	21.7165	31.02	1890 Linduska, Peter
37	44	24.85	1.7706	21.0881	30.13	2169 Schnurpfeil, Werner
38	9	22.43	0.4012	4.7789	6.83	3034 Koenig, Wolfgang

STANDARD -- Overall Stage Results

SGW Summerstage

Printed August 28, 2011 at 18:58



Stage 5 -- Stage 5

	PTS	TIME	HIT FACTOR	STAGE POINTS	STAGE PERCENT	COMPETITOR # Name
1	67	12.68	5.2839	70.0000	100.00	2661 Ciesielski, Marcin
2	60	11.86	5.0590	67.0207	95.74	1791 Stranz, Juergen
3	65	13.62	4.7724	63.2235	90.32	4549 Batki, Gyoergy
4	61	13.96	4.3696	57.8878	82.70	4477 Strohmayer, Leo
5	67	15.37	4.3591	57.7489	82.50	2642 Rauscher, Dietmar
6	60	13.77	4.3573	57.7244	82.46	1810 Koller, Hans Georg
7	66	16.68	3.9568	52.4192	74.88	1786 Aigner, Michael
8	63	16.46	3.8275	50.7053	72.44	1978 Muehlbacher, Hubert
9	48	12.89	3.7238	49.3322	70.47	1990 Gasparin, Enej
10	54	14.52	3.7190	49.2685	70.38	2075 Kobal, Valentin
11	64	17.24	3.7123	49.1796	70.26	1809 Kirchwegger, Hermann
12	63	17.02	3.7015	49.0370	70.05	4355 Brunner, Herbert
13	54	15.89	3.3984	45.0207	64.32	1917 Birner, Thomas
14	66	19.53	3.3794	44.7697	63.96	720 Meyer, Harald
15	64	19.11	3.3490	44.3672	63.38	4647 Szaszi, Csaba
16	50	14.98	3.3378	44.2182	63.17	2637 Eisl, Alexander
17	56	17.29	3.2389	42.9077	61.30	4664 Hutter, Thomas
18	54	16.71	3.2316	42.8114	61.16	3813 Wiedl, Thomas
19	65	20.31	3.2004	42.3981	60.57	2636 Schmidhofer, Georg
20	64	20.51	3.1204	41.3387	59.06	1836 Strasser, Elisabeth
21	48	15.44	3.1088	41.1847	58.84	3578 Batic, Tomaz
22	65	21.33	3.0474	40.3706	57.67	1778 Andriopoulos, Vasilis
23	62	21.06	2.9440	39.0010	55.72	4659 Sederl, Martin
24	64	21.84	2.9304	38.8213	55.46	2630 Pfeifer, Dietmar
25	65	22.22	2.9253	38.7536	55.36	1794 Hoerzinger, Gerhard
26	60	21.13	2.8396	37.6179	53.74	61 Glas, Anton
27	62	22.25	2.7865	36.9151	52.74	4541 Grausgruber, Juergen
28	60	21.61	2.7765	36.7823	52.55	2666 Habitzi, Wolfgang
29	62	22.93	2.7039	35.8204	51.17	4489 Janovetz, Robert
30	58	21.49	2.6989	35.7548	51.08	4488 Zwettler, Markus
31	52	19.30	2.6943	35.6934	50.99	2546 Silberschneider, Guenter
32	40	15.00	2.6667	35.3274	50.47	1165 Gruber, Birgit
33	56	21.10	2.6540	35.1599	50.23	2685 Baumgartner, Gerhard
34	56	21.38	2.6193	34.6995	49.57	28 Gruenaug, Gerhard
35	57	22.08	2.5815	34.1994	48.86	1924 Feitzinger, Patrick
36	59	22.90	2.5764	34.1318	48.76	2668 Fischer, Manfred
37	65	26.27	2.4743	32.7790	46.83	4358 Ecker, Wolfgang
38	49	19.81	2.4735	32.7683	46.81	4359 Weissenbacher, Bernhard
39	40	16.58	2.4125	31.9608	45.66	1155 Hasenkopf, Robert
40	56	23.73	2.3599	31.2632	44.66	3310 Sirk, Julius
41	54	23.53	2.2949	30.4029	43.43	2093 Kubusova, Katarina
42	61	26.85	2.2719	30.0973	43.00	2659 Fischer, Peter

STANDARD -- Overall Stage Results

SGW Summerstage

Printed August 28, 2011 at 18:58



Stage 5 -- Stage 5

	PTS	TIME	HIT FACTOR	STAGE POINTS	STAGE PERCENT	COMPETITOR # Name
43	62	28.71	2.1595	28.6089	40.87	1938 Klawatsch, Josef
44	47	21.91	2.1451	28.4183	40.60	1902 Fischer, Martin
45	30	14.43	2.0790	27.5421	39.35	1956 Sickinger, Franz
46	58	28.00	2.0714	27.4418	39.20	3323 Mueller, Hans
47	51	24.66	2.0681	27.3980	39.14	664 Wolfsgruber, Horst
48	68	34.91	1.9479	25.8049	36.86	2658 Glatter, Wilhelm
49	68	35.80	1.8994	25.1633	35.95	4663 Menzel, Fritz
50	52	28.61	1.8175	24.0784	34.40	1948 Hartmann, Georg
51	60	36.12	1.6611	22.0062	31.44	4662 KaiserSchwarz, Karin
52	55	35.11	1.5665	20.7527	29.65	4360 Ihm, Roland
53	35	23.78	1.4718	19.4984	27.85	3326 Huber, Hans
54	37	25.41	1.4561	19.2903	27.56	2665 Kaltenberger, Bernhard
55	39	27.29	1.4291	18.9323	27.05	1874 Geppert, Walter
56	27	19.11	1.4129	18.7174	26.74	3812 Kwiatkowski, Roland
57	19	13.77	1.3798	18.2794	26.11	1894 Kamler, Michael
58	31	24.66	1.2571	16.6537	23.79	4353 Dodner, Stefan
59	31	24.77	1.2515	16.5798	23.69	4507 Nestl-Treiber, Doris
60	30	29.64	1.0121	13.4087	19.16	1787 Aigner, Edeltraud
61	45	44.83	1.0038	13.2980	19.00	4661 Kaiser, Gerhard
62	0	14.55	0.0000	0.0000	0.00	3891 Karlin, Marcus

PRODUCTION -- Overall Stage Results

SGW Summerstage

Printed August 28, 2011 at 18:58



Stage 5 -- Stage 5

	PTS	TIME	HIT FACTOR	STAGE POINTS	STAGE PERCENT	COMPETITOR # Name
1	66	13.78	4.7896	70.0000	100.00	2091 Fedor, Marian
2	60	12.82	4.6802	68.4016	97.72	2027 Slavko, Brezovnik
3	58	14.51	3.9972	58.4203	83.46	2094 Arlt, Reinhard
4	54	13.77	3.9216	57.3143	81.88	2641 Humar, Martin
5	60	15.37	3.9037	57.0533	81.50	3794 Fischer, Christoph
6	62	16.04	3.8653	56.4925	80.70	214 Hvalec, Maksimiljan
7	66	17.58	3.7543	54.8692	78.38	1893 Rasovic, Bosko
8	56	15.98	3.5044	51.2170	73.17	1773 Reiter, Gerald
9	62	19.26	3.2191	47.0477	67.21	2479 Graner, Christian
10	47	16.98	2.7680	40.4542	57.79	2383 Horvath, Robert
11	60	22.93	2.6167	38.2429	54.63	3311 HEIDINGER, Julius
12	46	17.91	2.5684	37.5375	53.63	116 Pixken, Erwin
13	44	17.16	2.5641	37.4747	53.54	52 Braun, Juergen
14	51	20.31	2.5111	36.6998	52.43	3028 Pavlasek, Arthur
15	54	22.49	2.4011	35.0920	50.13	3793 Gaberscik, Andreas
16	44	18.98	2.3182	33.8813	48.40	1877 Breitler, Christian
17	62	27.33	2.2686	33.1555	47.36	3369 Lang, Johann
18	35	15.52	2.2552	32.9594	47.08	1561 Kahry, Guenther
19	54	25.86	2.0882	30.5189	43.60	3931 Fuchsbichler, Martin
20	38	19.08	1.9916	29.1077	41.58	1837 Ziebart, Friedrich
21	43	21.96	1.9581	28.6180	40.88	596 Lung, Gerhard
22	42	21.62	1.9426	28.3921	40.56	3112 Vogel, Michael
23	49	26.79	1.8290	26.7317	38.19	597 Lung, Heidrun
24	60	35.43	1.6935	24.7505	35.36	3318 Koppi, Silke
25	39	23.29	1.6745	24.4736	34.96	4528 Werba, Christian Rolan
26	42	28.65	1.4660	21.4254	30.61	3365 Reiter, Doris
27	35	24.27	1.4421	21.0766	30.11	3573 Martin, Czermak
28	36	25.09	1.4348	20.9703	29.96	4483 Kuzmits, Franz
29	32	33.22	0.9633	14.0784	20.11	233 Lindner, Fabian
30	26	29.92	0.8690	12.7003	18.14	3583 Kaser, Petra
31	6	19.42	0.3090	4.5155	6.45	4584 Huber, Maximilian

OPEN -- Overall Stage Results

SGW Summerstage

Printed August 28, 2011 at 18:58




Stage 6 -- Stage 6

	PTS	TIME	HIT FACTOR	STAGE POINTS	STAGE PERCENT	COMPETITOR # Name
1	74	7.47	9.9063	75.0000	100.00	2300 Volk, Alexander
2	75	8.19	9.1575	69.3310	92.44	393 Stettin, Andreas
3	75	8.26	9.0799	68.7435	91.66	1942 Kraushofer, Roland
4	70	7.94	8.8161	66.7464	89.00	2301 Volk, Franz
5	73	8.37	8.7216	66.0309	88.04	107 Schneider, Patrik
6	73	8.47	8.6187	65.2514	87.00	1792 Steurer, Margit
7	73	8.58	8.5082	64.4148	85.89	4660 Fischer, Wilfried
8	71	8.73	8.1329	61.5736	82.10	251 Kraushofer, Gabriele
9	73	9.00	8.1111	61.4088	81.88	1770 Praschinger, Edgar
10	72	9.01	7.9911	60.5003	80.67	1838 Fuchs, Anton
11	73	9.21	7.9262	60.0086	80.01	625 Hiebler, Wolfram
12	72	9.10	7.9121	59.9020	79.87	21 Angerer, Klaus
13	72	9.32	7.7253	58.4880	77.98	623 Schwanneke, Roland
14	73	9.62	7.5884	57.4510	76.60	551 Slama, Claus
15	75	9.90	7.5758	57.3557	76.47	2640 Neumeier, Heinrich
16	74	10.03	7.3779	55.8574	74.48	1906 Stampfl, Alois
17	73	10.24	7.1289	53.9726	71.96	1826 Leutgeb, Ralph
18	73	10.36	7.0463	53.3474	71.13	4499 Ranner, Kurt
19	73	10.48	6.9656	52.7365	70.32	20 Barucha, Rudolf
20	70	10.18	6.8762	52.0595	69.41	1930 Kugler, Wolfgang
21	74	10.95	6.7580	51.1644	68.22	1881 Hasenkopf, Burgi
22	67	10.09	6.6402	50.2729	67.03	1797 Schmutzer, Paul
23	70	10.74	6.5177	49.3451	65.79	1244 Lennert, Adam
24	73	11.99	6.0884	46.0950	61.46	1116 Oberaigner, Wolfgang
25	70	11.52	6.0764	46.0040	61.34	1796 Leitner, Guenter
26	58	9.86	5.8824	44.5350	59.38	4508 Nestl Mag., Martin
27	73	12.58	5.8029	43.9332	58.58	2011 Roemiger, Gerhard
28	68	12.87	5.2836	40.0019	53.34	4479 Hubmayer, Otto
29	65	12.47	5.2125	39.4636	52.62	1890 Linduska, Peter
30	54	10.56	5.1136	38.7151	51.62	1688 Ilc, Helmut
31	71	14.19	5.0035	37.8814	50.51	3034 Koenig, Wolfgang
32	47	9.47	4.9630	37.5749	50.10	23 Obregon Gonzalez, Steffen
33	69	14.34	4.8117	36.4292	48.57	2169 Schnurpfeil, Werner
34	73	15.43	4.7310	35.8185	47.76	1908 Hermann, Wolfgang
35	59	12.73	4.6347	35.0892	46.79	1901 Ziery, Hannes
36	42	9.41	4.4633	33.7917	45.06	4609 Thiess, Josef@thiess.at
37	40	11.93	3.3529	25.3846	33.85	1740 Kreuzer, Kurt
38	49	16.19	3.0266	22.9139	30.55	3050 Juerke, Erwin

STANDARD -- Overall Stage Results

SGW Summerstage

Printed August 28, 2011 at 18:58



Stage 6 -- Stage 6

	PTS	TIME	HIT FACTOR	STAGE POINTS	STAGE PERCENT	COMPETITOR # Name
1	74	8.17	9.0575	75.0000	100.00	4549 Batki, Gyoergy
2	73	8.10	9.0123	74.6259	99.50	2661 Ciesielski, Marcin
3	67	7.51	8.9214	73.8731	98.50	1791 Stranz, Juergen
4	71	8.05	8.8199	73.0322	97.38	1990 Gasparin, Enej
5	73	8.85	8.2486	68.3017	91.07	2075 Kobal, Valentin
6	71	8.61	8.2462	68.2821	91.04	4477 Strohmayr, Leo
7	69	8.43	8.1851	67.7756	90.37	1894 Kamler, Michael
8	74	9.07	8.1588	67.5579	90.08	3578 Batic, Tomaz
9	69	8.70	7.9310	65.6722	87.56	4664 Hutter, Thomas
10	74	9.43	7.8473	64.9788	86.64	1956 Sickinger, Franz
11	73	9.44	7.7331	64.0328	85.38	1794 Hoerzinger, Gerhard
12	79	10.36	7.6255	63.1421	84.19	2668 Fischer, Manfred
13	70	9.20	7.6087	63.0031	84.00	2637 Eisl, Alexander
14	70	9.33	7.5027	62.1252	82.83	1155 Hasenkopf, Robert
15	74	10.23	7.2336	59.8974	79.86	1836 Strasser, Elisabeth
16	75	10.48	7.1565	59.2586	79.01	1978 Muehlbacher, Hubert
17	71	10.09	7.0367	58.2665	77.69	4647 Szaszi, Csaba
18	70	10.36	6.7568	55.9487	74.60	1165 Gruber, Birgit
19	75	11.11	6.7507	55.8983	74.53	1809 Kirchweger, Hermann
20	69	10.46	6.5966	54.6222	72.83	720 Meyer, Harald
21	65	10.07	6.4548	53.4485	71.26	1778 Andriopoulos, Vasilis
22	68	10.64	6.3910	52.9199	70.56	1924 Feitzinger, Patrick
23	69	10.86	6.3536	52.6103	70.15	1787 Aigner, Edeltraud
24	69	10.87	6.3477	52.5619	70.08	3812 Kwiatkowski, Roland
25	71	11.20	6.3393	52.4919	69.99	2630 Pfeifer, Dietmar
26	70	11.09	6.3120	52.2659	69.69	2666 Habitzl, Wolfgang
27	74	11.79	6.2765	51.9720	69.30	664 Wolfsgruber, Horst
28	71	11.58	6.1313	50.7693	67.69	4659 Sederl, Martin
29	52	8.65	6.0116	49.7782	66.37	1810 Koller, Hans Georg
30	73	12.40	5.8871	48.7475	65.00	3326 Huber, Hans
31	71	12.24	5.8007	48.0318	64.04	4360 Ihm, Roland
32	71	12.49	5.6845	47.0704	62.76	3813 Wiedl, Thomas
33	73	12.87	5.6721	46.9673	62.62	2093 Kubusova, Katarina
34	69	12.21	5.6511	46.7934	62.39	2685 Baumgartner, Gerhard
35	62	11.39	5.4434	45.0733	60.10	4355 Brunner, Herbert
36	71	13.12	5.4116	44.8101	59.75	1902 Fischer, Martin
37	65	12.11	5.3675	44.4448	59.26	2546 Silberschneider, Guenter
38	73	13.65	5.3480	44.2835	59.04	4507 Nestl-Treiber, Doris
39	72	13.56	5.3097	43.9668	58.62	2636 Schmidhofer, Georg
40	72	13.68	5.2632	43.5811	58.11	4489 Janovetz, Robert
41	74	14.14	5.2334	43.3345	57.78	2659 Fischer, Peter
42	71	13.79	5.1487	42.6330	56.84	61 Glas, Anton

STANDARD -- Overall Stage Results

SGW Summerstage

Printed August 28, 2011 at 18:58



Stage 6 -- Stage 6

	PTS	TIME	HIT FACTOR	STAGE POINTS	STAGE PERCENT	COMPETITOR # Name
43	45	8.77	5.1311	42.4878	56.65	2642 Rauscher, Dietmar
44	72	14.62	4.9248	40.7790	54.37	2665 Kaltenberger, Bernhard
45	73	14.89	4.9026	40.5957	54.13	4488 Zwettler, Markus
46	73	15.04	4.8537	40.1908	53.59	1874 Geppert, Walter
47	59	12.34	4.7812	39.5903	52.79	4541 Grausgruber, Juergen
48	74	15.87	4.6629	38.6106	51.48	4358 Ecker, Wolfgang
49	73	15.94	4.5797	37.9216	50.56	1938 Klawatsch, Josef
50	69	15.14	4.5575	37.7376	50.32	4353 Dodner, Stefan
51	63	13.84	4.5520	37.6926	50.26	3310 Sirk, Julius
52	71	15.76	4.5051	37.3039	49.74	3323 Mueller, Hans
53	39	8.88	4.3919	36.3666	48.49	1917 Birner, Thomas
54	55	12.83	4.2868	35.4967	47.33	4359 Weissenbacher, Bernhard
55	73	17.19	4.2467	35.1640	46.89	3891 Karlin, Marcus
56	51	12.10	4.2149	34.9009	46.53	1786 Aigner, Michael
57	48	11.40	4.2105	34.8649	46.49	28 Gruenaug, Gerhard
58	69	16.78	4.1120	34.0493	45.40	4661 Kaiser, Gerhard
59	75	19.84	3.7802	31.3019	41.74	4663 Menzel, Fritz
60	69	20.11	3.4311	28.4111	37.88	1948 Hartmann, Georg
61	69	29.58	2.3327	19.3153	25.75	4662 KaiserSchwarz, Karin
62	45	31.65	1.4218	11.7731	15.70	2658 Glatte, Wilhelm

PRODUCTION -- Overall Stage Results

SGW Summerstage

Printed August 28, 2011 at 18:58



Stage 6 -- Stage 6

	PTS	TIME	HIT FACTOR	STAGE POINTS	STAGE PERCENT	COMPETITOR # Name
1	73	7.85	9.2994	75.0000	100.00	1773 Reiter, Gerald
2	75	8.51	8.8132	71.0787	94.77	2027 Slavko, Brezovnik
3	67	8.13	8.2411	66.4649	88.62	2091 Fedor, Marian
4	71	8.62	8.2367	66.4292	88.57	214 Hvalec, Maksimiljan
5	65	8.20	7.9268	63.9304	85.24	2641 Humar, Martin
6	73	10.03	7.2782	58.6989	78.27	1561 Kahry, Guenther
7	65	9.12	7.1272	57.4813	76.64	3794 Fischer, Christoph
8	71	10.19	6.9676	56.1943	74.93	1893 Rasovic, Bosko
9	71	10.22	6.9472	56.0293	74.71	4584 Huber, Maximilian
10	73	10.58	6.8998	55.6474	74.20	596 Lung, Gerhard
11	69	10.30	6.6990	54.0281	72.04	1877 Breitler, Christian
12	75	11.30	6.6372	53.5292	71.37	1837 Ziebart, Friedrich
13	63	9.53	6.6107	53.3158	71.09	116 Pixken, Erwin
14	71	12.02	5.9068	47.6389	63.52	3112 Vogel, Michael
15	67	11.46	5.8464	47.1518	62.87	2479 Graner, Christian
16	67	12.05	5.5602	44.8431	59.79	3793 Gaberscik, Andreas
17	71	12.91	5.4996	44.3548	59.14	2094 Arlt, Reinhard
18	69	12.59	5.4805	44.2009	58.93	52 Braun, Juergen
19	63	11.71	5.3800	43.3902	57.85	2383 Horvath, Robert
20	73	13.91	5.2480	42.3257	56.43	3369 Lang, Johann
21	67	13.29	5.0414	40.6591	54.21	3311 HEIDINGER, Julius
22	73	15.59	4.6825	37.7646	50.35	3931 Fuchsbichler, Martin
23	56	12.23	4.5789	36.9292	49.24	3028 Pavlasek, Arthur
24	71	15.61	4.5484	36.6829	48.91	233 Lindner, Fabian
25	73	16.48	4.4296	35.7251	47.63	4483 Kuzmits, Franz
26	56	13.77	4.0668	32.7991	43.73	597 Lung, Heidrun
27	67	16.53	4.0532	32.6896	43.59	4528 Werba, Christian Rolan
28	71	17.84	3.9798	32.0975	42.80	3583 Kaser, Petra
29	75	19.85	3.7783	30.4725	40.63	3318 Koppi, Silke
30	75	21.84	3.4341	27.6960	36.93	3573 Martin, Czermak
31	67	22.19	3.0194	24.3515	32.47	3365 Reiter, Doris

OPEN -- Overall Stage Results

SGW Summerstage

Printed August 28, 2011 at 18:58



Stage 7 -- Stage 7

	PTS	TIME	HIT FACTOR	STAGE POINTS	STAGE PERCENT	COMPETITOR # Name
1	75	12.42	6.0386	80.0000	100.00	2301 Volk, Franz
2	71	12.13	5.8533	77.5439	96.93	107 Schneider, Patrik
3	68	12.08	5.6291	74.5748	93.22	2300 Volk, Alexander
4	70	12.98	5.3929	71.4453	89.31	21 Angerer, Klaus
5	74	13.85	5.3430	70.7835	88.48	23 Obregon Gonzalez, Steffen
6	75	14.46	5.1867	68.7137	85.89	393 Stettin, Andreas
7	73	14.28	5.1120	67.7244	84.66	1942 Kraushofer, Roland
8	68	13.31	5.1089	67.6833	84.60	251 Kraushofer, Gabriele
9	74	15.50	4.7742	63.2485	79.06	1792 Steurer, Margit
10	72	15.17	4.7462	62.8778	78.60	1826 Leutgeb, Ralph
11	71	15.17	4.6803	62.0045	77.51	1838 Fuchs, Anton
12	69	15.27	4.5187	59.8633	74.83	1881 Hasenkopf, Burgi
13	69	15.57	4.4316	58.7098	73.39	1796 Leitner, Guenter
14	73	16.96	4.3042	57.0226	71.28	2640 Neumeier, Heinrich
15	68	16.11	4.2210	55.9196	69.90	1930 Kugler, Wolfgang
16	67	15.94	4.2033	55.6848	69.61	1906 Stampfl, Alois
17	73	17.38	4.2002	55.6446	69.56	1740 Kreuzer, Kurt
18	72	17.31	4.1594	55.1043	68.88	623 Schwanneke, Roland
19	55	13.33	4.1260	54.6617	68.33	625 Hiebler, Wolfram
20	71	17.86	3.9754	52.6656	65.83	4609 Thiess,Josef@thiess.at
21	74	18.83	3.9299	52.0633	65.08	4499 Ranner, Kurt
22	66	16.89	3.9076	51.7684	64.71	20 Barucha, Rudolf
23	68	18.47	3.6816	48.7744	60.97	551 Slama, Claus
24	59	16.07	3.6714	48.6392	60.80	1244 Lennert, Adam
25	66	18.20	3.6264	48.0422	60.05	3034 Koenig, Wolfgang
26	73	20.25	3.6049	47.7582	59.70	4479 Hubmayer, Otto
27	59	16.51	3.5736	47.3429	59.18	1770 Praschinger, Edgar
28	55	15.83	3.4744	46.0291	57.54	4660 Fischer, Wilfried
29	77	22.37	3.4421	45.6011	57.00	2011 Roemiger, Gerhard
30	71	23.86	2.9757	39.4220	49.28	1908 Hermann, Wolfgang
31	60	20.35	2.9484	39.0604	48.83	1890 Linduska, Peter
32	57	20.74	2.7483	36.4096	45.51	1797 Schmutzer, Paul
33	71	25.89	2.7424	36.3309	45.41	3050 Juerke, Erwin
34	52	19.30	2.6943	35.6941	44.62	4508 Nestl Mag., Martin
35	72	27.37	2.6306	34.8504	43.56	1688 Ilc, Helmut
36	47	19.72	2.3834	31.5748	39.47	1901 Ziery, Hannes
37	53	22.37	2.3692	31.3878	39.23	2169 Schnurpfeil, Werner
38	54	26.73	2.0202	26.7636	33.45	1116 Oberaigner, Wolfgang

STANDARD -- Overall Stage Results

SGW Summerstage

Printed August 28, 2011 at 18:58




Stage 7 -- Stage 7

	PTS	TIME	HIT FACTOR	STAGE POINTS	STAGE PERCENT	COMPETITOR # Name
1	71	11.92	5.9564	80.0000	100.00	1791 Stranz, Juergen
2	74	13.20	5.6061	75.2949	94.12	4549 Batki, Gyoergy
3	75	14.60	5.1370	68.9948	86.24	2661 Ciesielski, Marcin
4	72	14.61	4.9281	66.1897	82.74	2642 Rauscher, Dietmar
5	67	14.15	4.7350	63.5955	79.49	4477 Strohmayer, Leo
6	67	14.64	4.5765	61.4669	76.83	1956 Sickinger, Franz
7	70	15.50	4.5161	60.6561	75.82	1155 Hasenkopf, Robert
8	57	12.78	4.4601	59.9035	74.88	1990 Gasparin, Enej
9	68	15.49	4.3899	58.9611	73.70	1917 Birner, Thomas
10	70	16.23	4.3130	57.9278	72.41	4647 Szaszi, Csaba
11	70	16.79	4.1691	55.9958	69.99	1165 Gruber, Birgit
12	64	15.43	4.1478	55.7086	69.64	2075 Kobal, Valentin
13	73	18.29	3.9913	53.6064	67.01	720 Meyer, Harald
14	71	17.99	3.9466	53.0072	66.26	1924 Feitzinger, Patrick
15	76	19.26	3.9460	52.9987	66.25	3812 Kwiatkowski, Roland
16	74	18.97	3.9009	52.3929	65.49	1836 Strasser, Elisabeth
17	62	15.99	3.8774	52.0776	65.10	4664 Hutter, Thomas
18	68	17.78	3.8245	51.3671	64.21	1794 Hoerzinger, Gerhard
19	71	19.23	3.6921	49.5892	61.99	2668 Fischer, Manfred
20	70	19.14	3.6573	49.1206	61.40	4488 Zwettler, Markus
21	52	14.28	3.6415	48.9083	61.14	1894 Kamler, Michael
22	68	18.95	3.5884	48.1956	60.24	4659 Sederl, Martin
23	78	21.99	3.5471	47.6406	59.55	3891 Karlin, Marcus
24	63	18.24	3.4539	46.3899	57.99	1978 Muehlbacher, Hubert
25	70	20.57	3.4030	45.7058	57.13	2636 Schmidhofer, Georg
26	67	19.73	3.3958	45.6095	57.01	1809 Kirchwegger, Hermann
27	72	21.27	3.3850	45.4646	56.83	2666 Habitzl, Wolfgang
28	62	18.88	3.2839	44.1060	55.13	28 Gruenaug, Gerhard
29	68	21.36	3.1835	42.7578	53.45	4355 Brunner, Herbert
30	64	20.12	3.1809	42.7228	53.40	2546 Silberschneider, Guenter
31	68	21.39	3.1791	42.6978	53.37	1778 Andriopoulos, Vasilis
32	62	19.57	3.1681	42.5509	53.19	2685 Baumgartner, Gerhard
33	70	22.30	3.1390	42.1600	52.70	1902 Fischer, Martin
34	56	18.36	3.0501	40.9660	51.21	2630 Pfeifer, Dietmar
35	60	19.90	3.0151	40.4954	50.62	3813 Wiedl, Thomas
36	59	19.84	2.9738	39.9409	49.93	3326 Huber, Hans
37	56	18.90	2.9630	39.7955	49.74	3310 Sirk, Julius
38	69	23.50	2.9362	39.4357	49.29	1786 Aigner, Michael
39	54	18.43	2.9300	39.3529	49.19	2637 Eisl, Alexander
40	60	20.70	2.8986	38.9304	48.66	4541 Grausgruber, Juergen
41	68	24.04	2.8286	37.9911	47.49	4489 Janovetz, Robert
42	72	25.46	2.8280	37.9824	47.48	2659 Fischer, Peter

STANDARD -- Overall Stage Results

SGW Summerstage

Printed August 28, 2011 at 18:58



Stage 7 -- Stage 7

	PTS	TIME	HIT FACTOR	STAGE POINTS	STAGE PERCENT	COMPETITOR # Name
43	67	24.35	2.7515	36.9559	46.19	4358 Ecker, Wolfgang
44	72	27.20	2.6471	35.5526	44.44	2093 Kubusova, Katarina
45	76	29.59	2.5684	34.4966	43.12	4661 Kaiser, Gerhard
46	59	23.05	2.5597	34.3787	42.97	1874 Geppert, Walter
47	79	32.14	2.4580	33.0133	41.27	2658 Glatter, Wilhelm
48	38	15.62	2.4328	32.6746	40.84	1810 Koller, Hans Georg
49	36	14.82	2.4291	32.6259	40.78	3578 Batic, Tomaz
50	71	30.67	2.3150	31.0923	38.87	4359 Weissenbacher, Bernhard
51	54	23.59	2.2891	30.7449	38.43	61 Glas, Anton
52	64	28.88	2.2161	29.7640	37.20	1938 Klawatsch, Josef
53	57	26.36	2.1624	29.0427	36.30	4360 Ihm, Roland
54	66	31.39	2.1026	28.2397	35.30	4663 Menzel, Fritz
55	42	20.62	2.0369	27.3570	34.20	1787 Aigner, Edeltraud
56	57	29.60	1.9257	25.8637	32.33	664 Wolfsgruber, Horst
57	58	31.86	1.8205	24.4506	30.56	4662 KaiserSchwarz, Karin
58	64	35.42	1.8069	24.2683	30.34	2665 Kaltenberger, Bernhard
59	36	20.47	1.7587	23.6207	29.53	4507 Nestl-Treiber, Doris
60	46	26.68	1.7241	23.1569	28.95	3323 Mueller, Hans
61	55	46.21	1.1902	15.9858	19.98	1948 Hartmann, Georg
62	43	43.15	0.9965	13.3843	16.73	4353 Dodner, Stefan

PRODUCTION -- Overall Stage Results

SGW Summerstage

Printed August 28, 2011 at 18:58



Stage 7 -- Stage 7

	PTS	TIME	HIT FACTOR	STAGE POINTS	STAGE PERCENT	COMPETITOR # Name
1	68	13.52	5.0296	80.0000	100.00	2641 Humar, Martin
2	62	13.16	4.7112	74.9365	93.67	1773 Reiter, Gerald
3	70	15.35	4.5603	72.5350	90.67	214 Hvalec, Maksimiljan
4	74	16.30	4.5399	72.2108	90.26	1893 Rasovic, Bosko
5	72	15.92	4.5226	71.9361	89.92	1561 Kahry, Guenther
6	60	13.35	4.4944	71.4871	89.36	2091 Fedor, Marian
7	70	16.75	4.1791	66.4723	83.09	4584 Huber, Maximilian
8	60	14.90	4.0268	64.0505	80.06	2027 Slavko, Brezovnik
9	70	18.47	3.7899	60.2822	75.35	1877 Breitler, Christian
10	68	18.30	3.7158	59.1038	73.88	3793 Gaberscik, Andreas
11	50	13.93	3.5894	57.0922	71.37	52 Braun, Juergen
12	52	14.97	3.4736	55.2509	69.06	116 Pixken, Erwin
13	60	18.28	3.2823	52.2075	65.26	3369 Lang, Johann
14	64	19.78	3.2356	51.4649	64.33	2383 Horvath, Robert
15	68	21.22	3.2045	50.9708	63.71	3112 Vogel, Michael
16	66	20.66	3.1946	50.8126	63.52	2479 Graner, Christian
17	78	25.02	3.1175	49.5867	61.98	4483 Kuzmits, Franz
18	48	15.56	3.0848	49.0670	61.33	2094 Arlt, Reinhard
19	64	21.25	3.0118	47.9048	59.88	1837 Ziebart, Friedrich
20	62	20.90	2.9665	47.1849	58.98	3311 HEIDINGER, Julius
21	56	19.10	2.9319	46.6350	58.29	596 Lung, Gerhard
22	64	23.04	2.7778	44.1830	55.23	3583 Kaser, Petra
23	62	23.44	2.6451	42.0719	52.59	4528 Werba, Christian Rolan
24	50	19.03	2.6274	41.7916	52.24	3028 Pavlasek, Arthur
25	60	23.70	2.5316	40.2681	50.34	233 Lindner, Fabian
26	70	28.07	2.4938	39.6655	49.58	3573 Martin, Czermak
27	43	17.43	2.4670	39.2400	49.05	3794 Fischer, Christoph
28	64	27.60	2.3188	36.8832	46.10	597 Lung, Heidrun
29	72	31.25	2.3040	36.6472	45.81	3318 Koppi, Silke
30	54	26.41	2.0447	32.5224	40.65	3365 Reiter, Doris
31	43	23.20	1.8534	29.4807	36.85	3931 Fuchsbichler, Martin

OPEN -- Overall Stage Results

SGW Summerstage

Printed August 28, 2011 at 18:58



Stage 8 -- Stage 8

	PTS	TIME	HIT FACTOR	STAGE POINTS	STAGE PERCENT	COMPETITOR # Name
1	152	28.15	5.3996	155.0000	100.00	107 Schneider, Patrik
2	146	32.01	4.5611	130.9283	84.47	1792 Steurer, Margit
3	131	29.21	4.4848	128.7379	83.06	21 Angerer, Klaus
4	128	28.82	4.4414	127.4919	82.25	1942 Kraushofer, Roland
5	147	33.91	4.3350	124.4389	80.28	393 Stettin, Andreas
6	145	33.96	4.2697	122.5651	79.07	251 Kraushofer, Gabriele
7	140	35.64	3.9282	112.7605	72.75	551 Slama, Claus
8	133	34.72	3.8306	109.9609	70.94	1881 Hasenkopf, Burgi
9	145	38.58	3.7584	107.8878	69.61	4499 Ranner, Kurt
10	130	34.59	3.7583	107.8846	69.60	625 Hiebler, Wolfram
11	121	32.53	3.7196	106.7746	68.89	23 Obregon Gonzalez, Steffen
12	124	33.41	3.7115	106.5398	68.74	2301 Volk, Franz
13	133	36.49	3.6448	104.6271	67.50	1838 Fuchs, Anton
14	121	33.31	3.6325	104.2743	67.27	2300 Volk, Alexander
15	118	33.02	3.5736	102.5821	66.18	4609 Thiess, Josef@thiess.at
16	118	33.04	3.5714	102.5200	66.14	1826 Leutgeb, Ralph
17	144	41.43	3.4757	99.7732	64.37	1740 Kreuzer, Kurt
18	130	37.83	3.4364	98.6446	63.64	2640 Neumeier, Heinrich
19	131	38.15	3.4338	98.5697	63.59	623 Schwanneke, Roland
20	127	37.07	3.4260	98.3439	63.45	1906 Stampfl, Alois
21	140	41.11	3.4055	97.7568	63.07	20 Barucha, Rudolf
22	127	37.63	3.3750	96.8804	62.50	1770 Praschinger, Edgar
23	129	38.36	3.3629	96.5334	62.28	1797 Schmutzer, Paul
24	146	43.65	3.3448	96.0141	61.94	1116 Oberaigner, Wolfgang
25	139	43.48	3.1969	91.7681	59.21	4508 Nestl Mag., Martin
26	130	41.98	3.0967	88.8930	57.35	1796 Leitner, Guenter
27	138	45.99	3.0007	86.1355	55.57	4660 Fischer, Wilfried
28	127	42.93	2.9583	84.9199	54.79	1244 Lennert, Adam
29	123	41.70	2.9496	84.6712	54.63	1688 Ilc, Helmut
30	140	51.16	2.7365	78.5532	50.68	1901 Ziery, Hannes
31	99	37.23	2.6591	76.3324	49.25	1930 Kugler, Wolfgang
32	146	56.10	2.6025	74.7062	48.20	4479 Hubmayer, Otto
33	135	53.79	2.5098	72.0442	46.48	1908 Hermann, Wolfgang
34	143	62.93	2.2724	65.2296	42.08	3050 Juerke, Erwin
35	131	77.20	1.6969	48.7103	31.43	1890 Linduska, Peter
36	83	49.94	1.6620	47.7085	30.78	3034 Koenig, Wolfgang
37	53	42.00	1.2619	36.2237	23.37	2011 Roemiger, Gerhard
38	60	83.64	0.7174	20.5922	13.29	2169 Schnurpfeil, Werner

STANDARD -- Overall Stage Results

SGW Summerstage

Printed August 28, 2011 at 18:58




Stage 8 -- Stage 8

	PTS	TIME	HIT FACTOR	STAGE POINTS	STAGE PERCENT	COMPETITOR # Name
1	133	31.39	4.2370	155.0000	100.00	2661 Ciesielski, Marcin
2	149	38.21	3.8995	142.6529	92.03	1894 Kamler, Michael
3	116	31.65	3.6651	134.0774	86.50	1990 Gasparin, Enej
4	125	34.57	3.6159	132.2763	85.34	1917 Birner, Thomas
5	115	32.24	3.5670	130.4891	84.19	4549 Batki, Gyoergy
6	142	40.30	3.5236	128.9005	83.16	2642 Rauscher, Dietmar
7	141	40.34	3.4953	127.8659	82.49	4647 Szaszi, Csaba
8	109	32.19	3.3861	123.8731	79.92	2075 Kobal, Valentin
9	125	37.13	3.3665	123.1563	79.46	1791 Stranz, Juergen
10	147	43.93	3.3462	122.4130	78.98	1836 Strasser, Elisabeth
11	128	38.37	3.3359	122.0365	78.73	1956 Sickinger, Franz
12	118	35.58	3.3165	121.3242	78.27	3578 Batic, Tomaz
13	136	41.95	3.2420	118.5983	76.52	4659 Sederl, Martin
14	139	43.54	3.1925	116.7879	75.35	1978 Muehlbacher, Hubert
15	116	37.14	3.1233	114.2582	73.71	4664 Hutter, Thomas
16	136	43.56	3.1221	114.2148	73.69	1924 Feitzinger, Patrick
17	124	39.78	3.1171	114.0324	73.57	1810 Koller, Hans Georg
18	127	41.97	3.0260	110.6971	71.42	1155 Hasenkopf, Robert
19	126	42.46	2.9675	108.5580	70.04	2637 Eisl, Alexander
20	127	43.10	2.9466	107.7948	69.55	1165 Gruber, Birgit
21	123	42.62	2.8860	105.5755	68.11	1786 Aigner, Michael
22	143	49.81	2.8709	105.0246	67.76	2668 Fischer, Manfred
23	134	47.11	2.8444	104.0550	67.13	1778 Andriopoulos, Vasilis
24	130	45.82	2.8372	103.7910	66.96	1809 Kirchweger, Hermann
25	116	44.61	2.6003	95.1255	61.37	1794 Hoerzinger, Gerhard
26	142	54.62	2.5998	95.1060	61.36	2630 Pfeifer, Dietmar
27	130	50.36	2.5814	94.4341	60.93	720 Meyer, Harald
28	135	52.54	2.5695	93.9972	60.64	2666 Habitzi, Wolfgang
29	132	52.93	2.4939	91.2312	58.86	4489 Janovetz, Robert
30	144	59.94	2.4024	87.8855	56.70	2636 Schmidhofer, Georg
31	109	45.77	2.3815	87.1198	56.21	3310 Sirk, Julius
32	116	49.15	2.3601	86.3388	55.70	4355 Brunner, Herbert
33	107	45.53	2.3501	85.9721	55.47	3813 Wiedl, Thomas
34	109	47.12	2.3132	84.6238	54.60	4358 Ecker, Wolfgang
35	139	60.83	2.2851	83.5927	53.93	1938 Klawatsch, Josef
36	118	51.68	2.2833	83.5278	53.89	664 Wolfsgruber, Horst
37	91	40.06	2.2716	83.1002	53.61	4477 Strohmayer, Leo
38	108	48.00	2.2500	82.3102	53.10	4541 Grausgruber, Juergen
39	132	61.32	2.1526	78.7486	50.81	1787 Aigner, Edeltraud
40	94	44.67	2.1043	76.9809	49.67	3326 Huber, Hans
41	109	52.22	2.0873	76.3591	49.26	2685 Baumgartner, Gerhard
42	103	49.57	2.0779	76.0133	49.04	4488 Zwettler, Markus

STANDARD -- Overall Stage Results

SGW Summerstage

Printed August 28, 2011 at 18:58




Stage 8 -- Stage 8

	PTS	TIME	HIT FACTOR	STAGE POINTS	STAGE PERCENT	COMPETITOR # Name
43	100	49.12	2.0358	74.4754	48.05	28 Gruenaug, Gerhard
44	96	47.57	2.0181	73.8260	47.63	3891 Karlin, Marcus
45	129	67.37	1.9148	70.0478	45.19	1874 Geppert, Walter
46	121	63.58	1.9031	69.6204	44.92	2546 Silberschneider, Guenter
47	113	61.49	1.8377	67.2272	43.37	4360 Ihm, Roland
48	113	62.40	1.8109	66.2468	42.74	1902 Fischer, Martin
49	145	83.89	1.7285	63.2309	40.79	2093 Kubusova, Katarina
50	137	79.39	1.7257	63.1286	40.73	4663 Menzel, Fritz
51	107	63.61	1.6821	61.5361	39.70	4661 Kaiser, Gerhard
52	74	44.87	1.6492	60.3319	38.92	61 Glas, Anton
53	147	90.40	1.6261	59.4868	38.38	4359 Weissenbacher, Bernhard
54	131	82.96	1.5791	57.7662	37.27	2659 Fischer, Peter
55	70	47.44	1.4755	53.9790	34.83	3812 Kwiatkowski, Roland
56	68	49.14	1.3838	50.6227	32.66	4507 Nestl-Treiber, Doris
57	74	62.36	1.1867	43.4107	28.01	4353 Dodner, Stefan
58	81	71.19	1.1378	41.6234	26.85	3323 Mueller, Hans
59	59	51.92	1.1364	41.5708	26.82	2665 Kaltenberger, Bernhard
60	85	86.37	0.9841	36.0021	23.23	4662 KaiserSchwarz, Karin
61	60	101.10	0.5935	21.7106	14.01	2658 Glatte, Wilhelm
62	43	86.16	0.4991	18.2572	11.78	1948 Hartmann, Georg

PRODUCTION -- Overall Stage Results

SGW Summerstage

Printed August 28, 2011 at 18:58



Stage 8 -- Stage 8

	PTS	TIME	HIT FACTOR	STAGE POINTS	STAGE PERCENT	COMPETITOR # Name
1	145	33.03	4.3899	155.0000	100.00	2641 Humar, Martin
2	143	36.41	3.9275	138.6716	89.47	1773 Reiter, Gerald
3	128	32.87	3.8941	137.4936	88.71	214 Hvalec, Maksimiljan
4	127	33.32	3.8115	134.5771	86.82	52 Braun, Juergen
5	128	34.40	3.7209	131.3784	84.76	2091 Fedor, Marian
6	139	38.11	3.6473	128.7799	83.08	2094 Arlt, Reinhard
7	126	34.95	3.6052	127.2904	82.12	2027 Slavko, Brezovnik
8	131	36.67	3.5724	126.1341	81.38	3794 Fischer, Christoph
9	128	39.13	3.2711	115.4975	74.51	1877 Breitler, Christian
10	139	44.75	3.1061	109.6716	70.76	3028 Pavlasek, Arthur
11	131	42.36	3.0925	109.1912	70.45	1837 Ziebart, Friedrich
12	131	42.74	3.0650	108.2204	69.82	596 Lung, Gerhard
13	135	45.36	2.9762	105.0831	67.80	1561 Kahry, Guenther
14	113	38.09	2.9667	104.7466	67.58	1893 Rasovic, Bosko
15	131	45.10	2.9047	102.5574	66.17	3793 Gaberscik, Andreas
16	135	53.39	2.5286	89.2784	57.60	2383 Horvath, Robert
17	134	54.04	2.4796	87.5511	56.48	4483 Kuzmits, Franz
18	115	52.15	2.2052	77.8603	50.23	3112 Vogel, Michael
19	96	45.79	2.0965	74.0241	47.76	2479 Graner, Christian
20	124	61.15	2.0278	71.5975	46.19	4528 Werba, Christian Rolan
21	111	54.80	2.0255	71.5179	46.14	3369 Lang, Johann
22	92	46.13	1.9944	70.4169	45.43	4584 Huber, Maximilian
23	120	61.37	1.9554	69.0395	44.54	3311 HEIDINGER, Julius
24	100	56.42	1.7724	62.5805	40.37	116 Pixken, Erwin
25	98	59.37	1.6507	58.2816	37.60	3931 Fuchsbichler, Martin
26	69	55.55	1.2421	43.8568	28.29	597 Lung, Heidrun
27	113	95.12	1.1880	41.9449	27.06	3318 Koppi, Silke
28	73	61.75	1.1822	41.7406	26.93	3583 Kaser, Petra
29	106	102.00	1.0392	36.6926	23.67	3365 Reiter, Doris
30	53	79.94	0.6630	23.4091	15.10	233 Lindner, Fabian
31	0	45.61	0.0000	0.0000	0.00	3573 Martin, Czermak

OPEN -- Overall Stage Results

SGW Summerstage

Printed August 28, 2011 at 18:58




Stage 9 -- Stage 9

	PTS	TIME	HIT FACTOR	STAGE POINTS	STAGE PERCENT	COMPETITOR # Name
1	76	7.84	9.6939	80.0000	100.00	2300 Volk, Alexander
2	74	8.60	8.6047	71.0110	88.76	1792 Steurer, Margit
3	75	8.73	8.5911	70.8989	88.62	251 Kraushofer, Gabriele
4	72	8.44	8.5308	70.4016	88.00	2301 Volk, Franz
5	77	9.05	8.5083	70.2158	87.77	1942 Kraushofer, Roland
6	77	9.31	8.2707	68.2548	85.32	393 Stettin, Andreas
7	74	9.47	7.8141	64.4873	80.61	23 Obregon Gonzalez, Steffen
8	70	9.00	7.7778	64.1871	80.23	21 Angerer, Klaus
9	73	9.74	7.4949	61.8524	77.32	1740 Kreuzer, Kurt
10	76	10.26	7.4074	61.1306	76.41	1770 Praschinger, Edgar
11	73	9.91	7.3663	60.7913	75.99	625 Hiebler, Wolfram
12	75	10.19	7.3602	60.7407	75.93	623 Schwanneke, Roland
13	76	10.52	7.2243	59.6198	74.52	1838 Fuchs, Anton
14	73	10.28	7.1012	58.6033	73.25	4660 Fischer, Wilfried
15	77	11.01	6.9936	57.7160	72.14	1826 Leutgeb, Ralph
16	72	10.48	6.8702	56.6975	70.87	551 Slama, Claus
17	74	10.83	6.8329	56.3892	70.49	1930 Kugler, Wolfgang
18	74	10.84	6.8266	56.3372	70.42	1688 Ilc, Helmut
19	72	10.84	6.6421	54.8145	68.52	1906 Stampfl, Alois
20	72	11.06	6.5099	53.7242	67.16	4609 Thiess,Josef@thiess.at
21	73	11.30	6.4602	53.3135	66.64	1881 Hasenkopf, Burgi
22	77	11.98	6.4274	53.0428	66.30	107 Schneider, Patrik
23	71	11.18	6.3506	52.4094	65.51	4499 Ranner, Kurt
24	76	12.01	6.3281	52.2232	65.28	1796 Leitner, Guenter
25	73	11.63	6.2769	51.8007	64.75	1901 Ziery, Hannes
26	71	11.35	6.2555	51.6244	64.53	20 Barucha, Rudolf
27	73	11.81	6.1812	51.0112	63.76	2640 Neumeier, Heinrich
28	73	12.12	6.0231	49.7064	62.13	1244 Lennert, Adam
29	72	12.52	5.7508	47.4592	59.32	1797 Schmutzer, Paul
30	68	11.84	5.7432	47.3969	59.25	4479 Hubmayer, Otto
31	74	12.95	5.7143	47.1579	58.95	4508 Nestl Mag., Martin
32	72	13.94	5.1650	42.6248	53.28	1116 Oberaigner, Wolfgang
33	78	15.43	5.0551	41.7178	52.15	1890 Linduska, Peter
34	65	13.40	4.8507	40.0314	50.04	3034 Koenig, Wolfgang
35	77	16.58	4.6441	38.3265	47.91	1908 Hermann, Wolfgang
36	74	17.04	4.3427	35.8389	44.80	3050 Juerke, Erwin
37	74	17.85	4.1457	34.2126	42.77	2011 Roemiger, Gerhard
38	55	27.70	1.9856	16.3861	20.48	2169 Schnurpfeil, Werner

STANDARD -- Overall Stage Results

SGW Summerstage

Printed August 28, 2011 at 18:58



Stage 9 -- Stage 9

	PTS	TIME	HIT FACTOR	STAGE POINTS	STAGE PERCENT	COMPETITOR # Name
1	78	7.89	9.8859	80.0000	100.00	4549 Batki, Gyoergy
2	73	7.66	9.5300	77.1199	96.40	1791 Stranz, Juergen
3	71	8.13	8.7331	70.6708	88.34	1990 Gasparin, Enej
4	77	8.88	8.6712	70.1698	87.71	2661 Ciesielski, Marcin
5	78	10.34	7.5435	61.0445	76.31	4647 Szaszi, Csaba
6	68	9.33	7.2883	58.9793	73.72	4477 Strohmayr, Leo
7	75	10.47	7.1633	57.9678	72.46	2642 Rauscher, Dietmar
8	74	10.66	6.9418	56.1755	70.22	1794 Hoerzinger, Gerhard
9	75	10.84	6.9188	55.9892	69.99	1155 Hasenkopf, Robert
10	76	11.11	6.8407	55.3569	69.20	2630 Pfeifer, Dietmar
11	71	10.55	6.7299	54.4601	68.08	2637 Eisl, Alexander
12	72	10.74	6.7039	54.2501	67.81	1786 Aigner, Michael
13	70	10.47	6.6858	54.1033	67.63	2075 Kobal, Valentin
14	72	10.81	6.6605	53.8988	67.37	1165 Gruber, Birgit
15	76	11.62	6.5404	52.9273	66.16	664 Wolfsgruber, Horst
16	69	10.59	6.5156	52.7261	65.91	720 Meyer, Harald
17	66	10.35	6.3768	51.6031	64.50	1956 Sickinger, Franz
18	66	10.53	6.2678	50.7210	63.40	1810 Koller, Hans Georg
19	78	12.66	6.1611	49.8578	62.32	1809 Kirchwegger, Hermann
20	72	11.92	6.0403	48.8797	61.10	4664 Hutter, Thomas
21	75	12.59	5.9571	48.2068	60.26	1978 Muehlbacher, Hubert
22	76	12.86	5.9098	47.8239	59.78	4659 Sederl, Martin
23	62	10.58	5.8601	47.4218	59.28	1917 Birner, Thomas
24	75	12.95	5.7915	46.8666	58.58	1924 Feitzinger, Patrick
25	73	12.67	5.7616	46.6250	58.28	1836 Strasser, Elisabeth
26	63	10.99	5.7325	46.3890	57.99	1894 Kamler, Michael
27	62	11.46	5.4101	43.7804	54.73	3578 Batic, Tomaz
28	70	13.04	5.3681	43.4403	54.30	28 Gruenaug, Gerhard
29	68	13.12	5.1829	41.9418	52.43	3813 Wiedl, Thomas
30	71	13.79	5.1487	41.6645	52.08	2636 Schmidhofer, Georg
31	68	13.29	5.1166	41.4053	51.76	3812 Kwiatkowski, Roland
32	68	13.45	5.0558	40.9128	51.14	4541 Grausgruber, Juergen
33	72	14.33	5.0244	40.6592	50.82	2668 Fischer, Manfred
34	78	15.75	4.9524	40.0762	50.10	3891 Karlin, Marcus
35	72	14.66	4.9113	39.7439	49.68	1778 Andriopoulos, Vasilis
36	68	13.88	4.8991	39.6453	49.56	4360 Ihm, Roland
37	74	15.45	4.7896	38.7593	48.45	4489 Janovetz, Robert
38	68	14.63	4.6480	37.6129	47.02	2546 Silberschneider, Guenter
39	68	14.81	4.5915	37.1558	46.44	1938 Klawatsch, Josef
40	76	16.66	4.5618	36.9157	46.14	4359 Weissenbacher, Bernhard
41	75	16.81	4.4616	36.1049	45.13	4358 Ecker, Wolfgang
42	66	15.14	4.3593	35.2769	44.10	3323 Mueller, Hans

STANDARD -- Overall Stage Results

SGW Summerstage

Printed August 28, 2011 at 18:58



Stage 9 -- Stage 9

	PTS	TIME	HIT FACTOR	STAGE POINTS	STAGE PERCENT	COMPETITOR # Name
43	72	16.65	4.3243	34.9938	43.74	4507 Nestl-Treiber, Doris
44	72	16.65	4.3243	34.9938	43.74	61 Glas, Anton
45	71	16.49	4.3056	34.8426	43.55	1787 Aigner, Edeltraud
46	74	17.24	4.2923	34.7350	43.42	2659 Fischer, Peter
47	63	14.74	4.2741	34.5872	43.23	2685 Baumgartner, Gerhard
48	66	15.68	4.2092	34.0620	42.58	3310 Sirk, Julius
49	74	18.12	4.0839	33.0481	41.31	2093 Kubusova, Katarina
50	76	18.79	4.0447	32.7310	40.91	1902 Fischer, Martin
51	76	19.73	3.8520	31.1716	38.96	4488 Zwettler, Markus
52	73	19.70	3.7056	29.9867	37.48	2665 Kaltenberger, Bernhard
53	76	20.78	3.6574	29.5965	37.00	3326 Huber, Hans
54	64	17.65	3.6261	29.3432	36.68	4353 Dodner, Stefan
55	79	25.08	3.1499	25.4901	31.86	2666 Habitzl, Wolfgang
56	67	24.51	2.7336	22.1210	27.65	1874 Geppert, Walter
57	38	14.38	2.6426	21.3844	26.73	4355 Brunner, Herbert
58	70	27.73	2.5243	20.4277	25.53	4662 KaiserSchwarz, Karin
59	64	26.13	2.4493	19.8204	24.78	1948 Hartmann, Georg
60	74	30.41	2.4334	19.6919	24.61	4663 Menzel, Fritz
61	40	17.97	2.2259	18.0129	22.52	4661 Kaiser, Gerhard
62	79	53.01	1.4903	12.0598	15.07	2658 Glatter, Wilhelm

PRODUCTION -- Overall Stage Results

SGW Summerstage

Printed August 28, 2011 at 18:58




Stage 9 -- Stage 9

	PTS	TIME	HIT FACTOR	STAGE POINTS	STAGE PERCENT	COMPETITOR # Name
1	78	10.46	7.4570	80.0000	100.00	2091 Fedor, Marian
2	72	9.79	7.3544	78.9000	98.62	2641 Humar, Martin
3	74	10.31	7.1775	77.0017	96.25	214 Hvalec, Maksimiljan
4	74	10.95	6.7580	72.5011	90.63	1773 Reiter, Gerald
5	76	11.65	6.5236	69.9866	87.48	1893 Rasovic, Bosko
6	74	11.57	6.3959	68.6160	85.77	2027 Slavko, Brezovnik
7	76	13.17	5.7707	61.9092	77.39	1877 Breitler, Christian
8	74	13.92	5.3161	57.0321	71.29	2094 Arlt, Reinhard
9	70	13.52	5.1775	55.5454	69.43	116 Pixken, Erwin
10	66	12.93	5.1044	54.7611	68.45	52 Braun, Juergen
11	68	13.72	4.9563	53.1719	66.46	596 Lung, Gerhard
12	74	15.12	4.8942	52.5058	65.63	2383 Horvath, Robert
13	74	15.41	4.8021	51.5177	64.40	4584 Huber, Maximilian
14	66	13.82	4.7757	51.2346	64.04	233 Lindner, Fabian
15	66	14.05	4.6975	50.3958	62.99	1837 Ziebart, Friedrich
16	70	15.16	4.6174	49.5366	61.92	2479 Graner, Christian
17	76	16.59	4.5811	49.1467	61.43	3112 Vogel, Michael
18	70	15.57	4.4958	48.2321	60.29	3028 Pavlasek, Arthur
19	76	17.32	4.3880	47.0753	58.84	3794 Fischer, Christoph
20	74	17.43	4.2456	45.5472	56.93	3369 Lang, Johann
21	72	17.61	4.0886	43.8632	54.83	3583 Kaser, Petra
22	64	15.77	4.0583	43.5387	54.42	1561 Kahry, Guenther
23	74	18.92	3.9112	41.9602	52.45	3931 Fuchsbichler, Martin
24	76	21.04	3.6122	38.7521	48.44	3311 HEIDINGER, Julius
25	68	19.00	3.5789	38.3957	47.99	597 Lung, Heidrun
26	59	16.74	3.5245	37.8115	47.26	3793 Gaberscik, Andreas
27	78	22.61	3.4498	37.0102	46.26	4483 Kuzmits, Franz
28	76	24.64	3.0844	33.0902	41.36	3573 Martin, Czermak
29	66	21.48	3.0726	32.9638	41.20	3365 Reiter, Doris
30	70	25.90	2.7027	28.9951	36.24	4528 Werba, Christian Rolan
31	72	28.35	2.5397	27.2462	34.06	3318 Koppi, Silke

OPEN -- Overall Stage Results

SGW Summerstage

Printed August 28, 2011 at 18:58



Stage 10 -- Stage 10

	PTS	TIME	HIT FACTOR	STAGE POINTS	STAGE PERCENT	COMPETITOR # Name
1	38	8.35	4.5509	40.0000	100.00	2300 Volk, Alexander
2	38	8.36	4.5455	39.9522	99.88	2301 Volk, Franz
3	40	8.80	4.5455	39.9522	99.88	393 Stettin, Andreas
4	38	8.67	4.3829	38.5236	96.31	107 Schneider, Patrik
5	39	9.02	4.3237	38.0033	95.01	21 Angerer, Klaus
6	37	8.93	4.1433	36.4178	91.04	1797 Schmutzer, Paul
7	39	9.72	4.0123	35.2664	88.17	551 Slama, Claus
8	39	9.74	4.0041	35.1940	87.98	4660 Fischer, Wilfried
9	39	10.22	3.8160	33.5410	83.85	1881 Hasenkopf, Burgi
10	36	9.61	3.7461	32.9262	82.32	1792 Steurer, Margit
11	39	10.48	3.7214	32.7089	81.77	1930 Kugler, Wolfgang
12	35	9.84	3.5569	31.2634	78.16	23 Obregon Gonzalez, Steffen
13	36	10.30	3.4951	30.7205	76.80	623 Schwanneke, Roland
14	39	11.19	3.4853	30.6336	76.58	1906 Stampfl, Alois
15	38	10.98	3.4608	30.4189	76.05	251 Kraushofer, Gabriele
16	39	11.48	3.3972	29.8597	74.65	4499 Ranner, Kurt
17	36	10.67	3.3739	29.6552	74.14	3034 Koenig, Wolfgang
18	38	11.33	3.3539	29.4793	73.70	1740 Kreuzer, Kurt
19	39	11.64	3.3505	29.4493	73.62	1116 Oberaigner, Wolfgang
20	38	11.45	3.3188	29.1703	72.93	1890 Linduska, Peter
21	30	9.10	3.2967	28.9763	72.44	1770 Praschinger, Edgar
22	33	10.06	3.2803	28.8323	72.08	625 Hiebler, Wolfram
23	33	10.29	3.2070	28.1878	70.47	2640 Neumeier, Heinrich
24	32	10.25	3.1220	27.4403	68.60	1688 Ilc, Helmut
25	40	12.86	3.1104	27.3390	68.35	20 Barucha, Rudolf
26	35	11.27	3.1056	27.2965	68.24	4609 Thiess, Josef@thiess.at
27	34	11.41	2.9798	26.1912	65.48	4479 Hubmayer, Otto
28	31	10.41	2.9779	26.1742	65.44	1826 Leutgeb, Ralph
29	36	12.23	2.9436	25.8725	64.68	1901 Ziery, Hannes
30	36	12.33	2.9197	25.6627	64.16	1244 Lennert, Adam
31	29	10.34	2.8046	24.6513	61.63	1838 Fuchs, Anton
32	24	10.57	2.2706	19.9572	49.89	1942 Kraushofer, Roland
33	38	17.42	2.1814	19.1734	47.93	2169 Schnurpfeil, Werner
34	23	11.07	2.0777	18.2618	45.65	1796 Leitner, Guenter
35	27	13.20	2.0455	17.9785	44.95	2011 Roemiger, Gerhard
36	36	18.56	1.9397	17.0485	42.62	1908 Hermann, Wolfgang
37	23	16.04	1.4339	12.6034	31.51	3050 Juerke, Erwin
38	36	34.41	1.0462	9.1956	22.99	4508 Nestl Mag., Martin

STANDARD -- Overall Stage Results

SGW Summerstage

Printed August 28, 2011 at 18:58



Stage 10 -- Stage 10

	PTS	TIME	HIT FACTOR	STAGE POINTS	STAGE PERCENT	COMPETITOR # Name
1	38	7.22	5.2632	40.0000	100.00	4549 Batki, Gyoergy
2	40	7.63	5.2425	39.8427	99.61	2661 Ciesielski, Marcin
3	38	7.50	5.0667	38.5067	96.27	1990 Gasparin, Enej
4	38	7.89	4.8162	36.6033	91.51	2642 Rauscher, Dietmar
5	40	8.60	4.6512	35.3488	88.37	4664 Hutter, Thomas
6	39	8.59	4.5402	34.5052	86.26	664 Wolfsgruber, Horst
7	38	8.63	4.4032	33.4647	83.66	1810 Koller, Hans Georg
8	37	8.55	4.3275	32.8889	82.22	1894 Kamler, Michael
9	37	8.63	4.2874	32.5840	81.46	2637 Eisl, Alexander
10	40	9.54	4.1929	31.8658	79.66	1809 Kirchweger, Hermann
11	37	8.83	4.1903	31.8460	79.61	4477 Strohmayer, Leo
12	40	9.61	4.1623	31.6337	79.08	4355 Brunner, Herbert
13	37	8.93	4.1433	31.4894	78.72	1917 Birner, Thomas
14	38	9.18	4.1394	31.4597	78.65	3813 Wiedl, Thomas
15	37	8.95	4.1341	31.4190	78.55	1794 Hoerzinger, Gerhard
16	38	9.26	4.1037	31.1879	77.97	2075 Kobal, Valentin
17	40	9.80	4.0816	31.0204	77.55	1956 Sickinger, Franz
18	37	9.11	4.0615	30.8672	77.17	1924 Feitzinger, Patrick
19	36	9.01	3.9956	30.3663	75.92	2668 Fischer, Manfred
20	37	9.32	3.9700	30.1717	75.43	2630 Pfeifer, Dietmar
21	36	9.24	3.8961	29.6104	74.03	4647 Szaszi, Csaba
22	40	10.38	3.8536	29.2871	73.22	4488 Zwettler, Markus
23	36	9.37	3.8420	29.1996	73.00	1791 Stranz, Juergen
24	40	10.47	3.8204	29.0353	72.59	1978 Muehlbacher, Hubert
25	39	10.32	3.7791	28.7209	71.80	1836 Strasser, Elisabeth
26	36	9.58	3.7578	28.5595	71.40	720 Meyer, Harald
27	30	8.17	3.6720	27.9070	69.77	3578 Batic, Tomaz
28	39	10.79	3.6145	27.4699	68.67	1155 Hasenkopf, Robert
29	38	10.61	3.5815	27.2196	68.05	61 Glas, Anton
30	38	10.70	3.5514	26.9907	67.48	1786 Aigner, Michael
31	38	10.83	3.5088	26.6667	66.67	2546 Silberschneider, Guenter
32	40	11.45	3.4934	26.5502	66.38	2636 Schmidhofer, Georg
33	38	11.03	3.4451	26.1831	65.46	1787 Aigner, Edeltraud
34	40	11.72	3.4130	25.9386	64.85	3891 Karlin, Marcus
35	40	11.74	3.4072	25.8944	64.74	4659 Sederl, Martin
36	40	11.95	3.3473	25.4393	63.60	2665 Kaltenberger, Bernhard
37	32	9.59	3.3368	25.3597	63.40	1165 Gruber, Birgit
38	39	12.00	3.2500	24.7000	61.75	1778 Andriopoulos, Vasilis
39	30	9.37	3.2017	24.3330	60.83	4541 Grausgruber, Juergen
40	39	12.27	3.1785	24.1565	60.39	4489 Janovetz, Robert
41	40	13.13	3.0465	23.1531	57.88	2666 Habitzl, Wolfgang
42	39	12.90	3.0233	22.9767	57.44	4358 Ecker, Wolfgang

STANDARD -- Overall Stage Results

SGW Summerstage

Printed August 28, 2011 at 18:58



Stage 10 -- Stage 10

	PTS	TIME	HIT FACTOR	STAGE POINTS	STAGE PERCENT	COMPETITOR # Name
43	36	12.23	2.9436	22.3712	55.93	2685 Baumgartner, Gerhard
44	40	13.78	2.9028	22.0610	55.15	2093 Kubusova, Katarina
45	39	13.64	2.8592	21.7302	54.33	4360 Ihm, Roland
46	38	13.77	2.7596	20.9731	52.43	3326 Huber, Hans
47	40	14.94	2.6774	20.3481	50.87	2659 Fischer, Peter
48	40	15.72	2.5445	19.3384	48.35	3310 Sirk, Julius
49	40	15.86	2.5221	19.1677	47.92	1938 Klawatsch, Josef
50	26	10.44	2.4904	18.9272	47.32	3812 Kwiatkowski, Roland
51	38	15.53	2.4469	18.5963	46.49	4661 Kaiser, Gerhard
52	34	13.91	2.4443	18.5766	46.44	28 Gruenaug, Gerhard
53	40	16.89	2.3683	17.9988	45.00	1902 Fischer, Martin
54	36	15.87	2.2684	17.2401	43.10	4507 Nestl-Treiber, Doris
55	36	16.12	2.2333	16.9727	42.43	4353 Dodner, Stefan
56	30	15.34	1.9557	14.8631	37.16	1874 Geppert, Walter
57	40	20.50	1.9512	14.8293	37.07	4663 Menzel, Fritz
58	32	16.64	1.9231	14.6154	36.54	3323 Mueller, Hans
59	40	21.75	1.8391	13.9770	34.94	4359 Weissenbacher, Bernhard
60	40	22.56	1.7730	13.4752	33.69	2658 Glatte, Wilhelm
61	40	23.91	1.6729	12.7143	31.79	4662 KaiserSchwarz, Karin
62	22	21.82	1.0082	7.6627	19.16	1948 Hartmann, Georg

PRODUCTION -- Overall Stage Results

SGW Summerstage

Printed August 28, 2011 at 18:58



Stage 10 -- Stage 10

	PTS	TIME	HIT FACTOR	STAGE POINTS	STAGE PERCENT	COMPETITOR # Name
1	34	6.67	5.0975	40.0000	100.00	2641 Humar, Martin
2	40	8.04	4.9751	39.0401	97.60	214 Hvalec, Maksimiljan
3	38	8.48	4.4811	35.1637	87.91	1773 Reiter, Gerald
4	38	8.80	4.3182	33.8850	84.71	2091 Fedor, Marian
5	40	9.27	4.3150	33.8600	84.65	1893 Rasovic, Bosko
6	34	7.97	4.2660	33.4755	83.69	116 Pixken, Erwin
7	38	8.91	4.2649	33.4667	83.67	1837 Ziebart, Friedrich
8	40	9.52	4.2017	32.9708	82.43	2479 Graner, Christian
9	36	8.90	4.0449	31.7409	79.35	596 Lung, Gerhard
10	36	8.95	4.0223	31.5636	78.91	3793 Gaberscik, Andreas
11	40	10.10	3.9604	31.0775	77.69	3311 HEIDINGER, Julius
12	40	10.11	3.9565	31.0467	77.62	1877 Breitler, Christian
13	34	8.67	3.9216	30.7728	76.93	2094 Arlt, Reinhard
14	30	7.66	3.9164	30.7326	76.83	3794 Fischer, Christoph
15	36	9.39	3.8339	30.0846	75.21	52 Braun, Juergen
16	40	11.01	3.6331	28.5088	71.27	3028 Pavlasek, Arthur
17	40	11.62	3.4423	27.0123	67.53	3112 Vogel, Michael
18	40	12.02	3.3278	26.1133	65.28	3369 Lang, Johann
19	32	9.69	3.3024	25.9139	64.78	1561 Kahry, Guenther
20	40	12.55	3.1873	25.0105	62.53	3931 Fuchsbichler, Martin
21	36	11.53	3.1223	24.5008	61.25	233 Lindner, Fabian
22	26	8.82	2.9478	23.1319	57.83	2027 Slavko, Brezovnik
23	38	12.97	2.9298	22.9906	57.48	2383 Horvath, Robert
24	40	13.93	2.8715	22.5328	56.33	4483 Kuzmits, Franz
25	25	8.89	2.8121	22.0671	55.17	4584 Huber, Maximilian
26	34	14.56	2.3352	18.3242	45.81	3583 Kaser, Petra
27	32	14.42	2.2191	17.4137	43.53	4528 Werba, Christian Rolan
28	36	16.46	2.1871	17.1625	42.91	3318 Koppi, Silke
29	36	17.85	2.0168	15.8260	39.57	3573 Martin, Czermak
30	40	20.16	1.9841	15.5696	38.92	3365 Reiter, Doris
31	34	22.35	1.5213	11.9374	29.84	597 Lung, Heidrun

OPEN -- Overall Stage Results

SGW Summerstage

Printed August 28, 2011 at 18:58




Stage 11 -- Stage 11

	PTS	TIME	HIT FACTOR	STAGE POINTS	STAGE PERCENT	COMPETITOR # Name
1	45	5.40	8.3333	45.0000	100.00	107 Schneider, Patrik
2	45	6.32	7.1203	38.4494	85.44	23 Obregon Gonzalez, Steffen
3	45	6.87	6.5502	35.3712	78.60	2300 Volk, Alexander
4	45	6.96	6.4655	34.9138	77.59	21 Angerer, Klaus
5	45	7.02	6.4103	34.6154	76.92	251 Kraushofer, Gabriele
6	45	7.20	6.2500	33.7500	75.00	1942 Kraushofer, Roland
7	45	7.24	6.2155	33.5635	74.59	1826 Leutgeb, Ralph
8	45	7.43	6.0565	32.7052	72.68	1792 Steurer, Margit
9	45	7.50	6.0000	32.4000	72.00	393 Stettin, Andreas
10	45	7.64	5.8901	31.8063	70.68	4660 Fischer, Wilfried
11	45	7.70	5.8442	31.5584	70.13	1770 Praschinger, Edgar
12	45	7.77	5.7915	31.2741	69.50	625 Hiebler, Wolfram
13	45	8.06	5.5831	30.1489	67.00	551 Slama, Claus
14	45	8.10	5.5556	30.0000	66.67	1906 Stampfl, Alois
15	45	8.36	5.3828	29.0670	64.59	1244 Lennert, Adam
16	45	8.51	5.2879	28.5546	63.45	1796 Leitner, Guenter
17	45	8.51	5.2879	28.5546	63.45	623 Schwanneke, Roland
18	45	8.58	5.2448	28.3217	62.94	2301 Volk, Franz
19	45	8.83	5.0963	27.5198	61.16	4508 Nestl Mag., Martin
20	45	8.91	5.0505	27.2727	60.61	1930 Kugler, Wolfgang
21	45	8.93	5.0392	27.2116	60.47	1901 Ziery, Hannes
22	45	9.06	4.9669	26.8212	59.60	1740 Kreuzer, Kurt
23	45	9.09	4.9505	26.7327	59.41	1838 Fuchs, Anton
24	45	9.11	4.9396	26.6740	59.28	1688 Ilc, Helmut
25	45	9.18	4.9020	26.4706	58.82	1881 Hasenkopf, Burgi
26	45	9.67	4.6536	25.1293	55.84	20 Barucha, Rudolf
27	45	9.73	4.6249	24.9743	55.50	2640 Neumeier, Heinrich
28	45	9.82	4.5825	24.7454	54.99	4609 Thiess, Josef@thiess.at
29	45	10.04	4.4821	24.2032	53.78	2011 Roemiger, Gerhard
30	45	10.54	4.2694	23.0550	51.23	1890 Linduska, Peter
31	45	11.33	3.9718	21.4475	47.66	4499 Ranner, Kurt
32	45	12.87	3.4965	18.8811	41.96	1797 Schmutzer, Paul
33	45	14.54	3.0949	16.7125	37.14	1908 Hermann, Wolfgang
34	45	15.22	2.9566	15.9658	35.48	3050 Juerke, Erwin
35	45	18.06	2.4917	13.4551	29.90	4479 Hubmayer, Otto
36	35	15.03	2.3287	12.5749	27.94	3034 Koenig, Wolfgang
37	35	18.94	1.8479	9.9789	22.18	1116 Oberaigner, Wolfgang
38	10	32.51	0.3076	1.6610	3.69	2169 Schnurpfeil, Werner

STANDARD -- Overall Stage Results

SGW Summerstage

Printed August 28, 2011 at 18:58



Stage 11 -- Stage 11

	PTS	TIME	HIT FACTOR	STAGE POINTS	STAGE PERCENT	COMPETITOR # Name
1	45	6.79	6.6274	45.0000	100.00	1791 Stranz, Juergen
2	45	7.23	6.2241	42.2614	93.91	4549 Batki, Gyoergy
3	45	7.73	5.8215	39.5278	87.84	2661 Ciesielski, Marcin
4	45	7.83	5.7471	39.0230	86.72	1990 Gasparin, Enej
5	45	8.58	5.2448	35.6119	79.14	1810 Koller, Hans Georg
6	45	8.81	5.1078	34.6822	77.07	4477 Strohmayer, Leo
7	45	8.83	5.0963	34.6036	76.90	4647 Szaszi, Csaba
8	45	9.19	4.8966	33.2481	73.88	1836 Strasser, Elisabeth
9	45	9.24	4.8701	33.0682	73.48	720 Meyer, Harald
10	45	9.38	4.7974	32.5746	72.39	1924 Feitzinger, Patrick
11	45	9.84	4.5732	31.0518	69.00	2637 Eisl, Alexander
12	45	10.04	4.4821	30.4333	67.63	2642 Rauscher, Dietmar
13	45	10.11	4.4510	30.2226	67.16	2075 Kobal, Valentin
14	45	10.23	4.3988	29.8680	66.37	1155 Hasenkopf, Robert
15	45	10.26	4.3860	29.7807	66.18	3812 Kwiatkowski, Roland
16	45	10.41	4.3228	29.3516	65.23	1894 Kamler, Michael
17	45	10.55	4.2654	28.9621	64.36	1917 Birner, Thomas
18	45	10.74	4.1899	28.4497	63.22	1165 Gruber, Birgit
19	45	10.84	4.1513	28.1873	62.64	2668 Fischer, Manfred
20	45	10.98	4.0984	27.8279	61.84	2636 Schmidhofer, Georg
21	45	11.25	4.0000	27.1600	60.36	2630 Pfeifer, Dietmar
22	45	11.37	3.9578	26.8734	59.72	4355 Brunner, Herbert
23	45	11.97	3.7594	25.5263	56.73	1809 Kirchweger, Hermann
24	45	12.17	3.6976	25.1068	55.79	1902 Fischer, Martin
25	45	12.20	3.6885	25.0451	55.66	1786 Aigner, Michael
26	45	12.53	3.5914	24.3855	54.19	4541 Grausgruber, Juergen
27	45	12.54	3.5885	24.3660	54.15	3326 Huber, Hans
28	45	12.80	3.5156	23.8711	53.05	4488 Zwettler, Markus
29	45	12.98	3.4669	23.5401	52.31	4489 Janovetz, Robert
30	45	13.10	3.4351	23.3244	51.83	1794 Hoerzinger, Gerhard
31	45	13.31	3.3809	22.9564	51.01	2546 Silberschneider, Guenter
32	45	13.42	3.3532	22.7683	50.60	1978 Muehlbacher, Hubert
33	45	13.56	3.3186	22.5332	50.07	4359 Weissenbacher, Bernhard
34	45	13.56	3.3186	22.5332	50.07	1938 Klawatsch, Josef
35	45	13.91	3.2351	21.9662	48.81	2685 Baumgartner, Gerhard
36	45	14.18	3.1735	21.5480	47.88	3813 Wiedl, Thomas
37	45	15.04	2.9920	20.3158	45.15	664 Wolfsgruber, Horst
38	45	15.13	2.9742	20.1950	44.88	4661 Kaiser, Gerhard
39	45	15.57	2.8902	19.6243	43.61	3310 Sirk, Julius
40	45	15.86	2.8373	19.2654	42.81	1787 Aigner, Edeltraud
41	45	15.86	2.8373	19.2654	42.81	4659 Sederl, Martin
42	35	12.74	2.7473	18.6538	41.45	1956 Sickinger, Franz

STANDARD -- Overall Stage Results

SGW Summerstage

Printed August 28, 2011 at 18:58




Stage 11 -- Stage 11

	PTS	TIME	HIT FACTOR	STAGE POINTS	STAGE PERCENT	COMPETITOR # Name
43	45	16.51	2.7256	18.5070	41.13	4664 Hutter, Thomas
44	45	16.58	2.7141	18.4288	40.95	28 Gruenaug, Gerhard
45	45	16.78	2.6818	18.2092	40.46	1874 Geppert, Walter
46	45	17.57	2.5612	17.3904	38.65	4507 Nestl-Treiber, Doris
47	35	14.16	2.4718	16.7832	37.30	4360 Ihm, Roland
48	35	15.85	2.2082	14.9937	33.32	1778 Andriopoulos, Vasilis
49	45	20.71	2.1729	14.7537	32.79	2093 Kubusova, Katarina
50	45	21.22	2.1206	14.3992	32.00	4358 Ecker, Wolfgang
51	45	21.64	2.0795	14.1197	31.38	4353 Dodner, Stefan
52	35	17.04	2.0540	13.9466	30.99	2666 Habitzl, Wolfgang
53	35	17.41	2.0103	13.6502	30.33	2659 Fischer, Peter
54	45	23.08	1.9497	13.2387	29.42	4662 KaiserSchwarz, Karin
55	45	27.34	1.6459	11.1759	24.84	2658 Glatter, Wilhelm
56	30	22.46	1.3357	9.0695	20.15	3578 Batic, Tomaz
57	35	27.20	1.2868	8.7371	19.42	4663 Menzel, Fritz
58	45	35.63	1.2630	8.5756	19.06	1948 Hartmann, Georg
59	45	36.64	1.2282	8.3392	18.53	3323 Mueller, Hans
60	25	25.05	0.9980	6.7764	15.06	61 Glas, Anton
61	15	15.07	0.9954	6.7585	15.02	3891 Karlin, Marcus
62	0	21.55	0.0000	0.0000	0.00	2665 Kaltenberger, Bernhard

PRODUCTION -- Overall Stage Results

SGW Summerstage

Printed August 28, 2011 at 18:58



Stage 11 -- Stage 11

	PTS	TIME	HIT FACTOR	STAGE POINTS	STAGE PERCENT	COMPETITOR # Name
1	45	7.62	5.9055	45.0000	100.00	1773 Reiter, Gerald
2	45	8.72	5.1606	39.3234	87.39	2091 Fedor, Marian
3	45	8.94	5.0336	38.3557	85.23	2027 Slavko, Brezovnik
4	45	8.95	5.0279	38.3129	85.14	214 Hvalec, Maksimiljan
5	45	9.14	4.9234	37.5164	83.37	1561 Kahry, Guenther
6	45	9.63	4.6729	35.6075	79.13	3794 Fischer, Christoph
7	45	10.20	4.4118	33.6176	74.71	2479 Graner, Christian
8	45	10.30	4.3689	33.2913	73.98	4483 Kuzmits, Franz
9	45	11.08	4.0614	30.9477	68.77	52 Braun, Juergen
10	45	11.43	3.9370	30.0000	66.67	3369 Lang, Johann
11	45	11.63	3.8693	29.4841	65.52	3028 Pavlasek, Arthur
12	35	9.59	3.6496	27.8102	61.80	2094 Arlt, Reinhard
13	45	12.64	3.5601	27.1282	60.28	3573 Martin, Czermak
14	45	12.80	3.5156	26.7891	59.53	2641 Humar, Martin
15	45	14.25	3.1579	24.0632	53.47	3311 HEIDINGER, Julius
16	35	11.39	3.0729	23.4153	52.03	1893 Rasovic, Bosko
17	45	14.98	3.0040	22.8905	50.87	596 Lung, Gerhard
18	45	16.14	2.7881	21.2454	47.21	116 Pixken, Erwin
19	45	16.40	2.7439	20.9085	46.46	2383 Horvath, Robert
20	45	17.01	2.6455	20.1587	44.80	3793 Gaberscik, Andreas
21	45	17.06	2.6377	20.0996	44.67	3112 Vogel, Michael
22	45	21.62	2.0814	15.8603	35.25	1877 Breitler, Christian
23	45	25.14	1.7900	13.6396	30.31	597 Lung, Heidrun
24	45	28.29	1.5907	12.1209	26.94	233 Lindner, Fabian
25	45	28.50	1.5789	12.0316	26.74	3365 Reiter, Doris
26	45	29.39	1.5311	11.6672	25.93	1837 Ziebart, Friedrich
27	45	43.91	1.0248	7.8092	17.35	4528 Werba, Christian Rolan
28	45	47.77	0.9420	7.1781	15.95	3583 Kaser, Petra
29	15	26.47	0.5667	4.3181	9.60	4584 Huber, Maximilian
30	15	45.33	0.3309	2.5215	5.60	3931 Fuchsbichler, Martin
31	0	36.43	0.0000	0.0000	0.00	3318 Koppi, Silke



Disqualified Shooters

No. Name

298 Kneringer, Mario
2377 Mittermaier, Roland
3391 Katscher, Michael
3971 Tunea, Radu
4501 Schweigerr, Johannes
4532 Bogner, Michael
4537 Lehner, Christian